



SWINGBO® VTI system wheelchair for kids with 45° tilt

Crash tested according to ISO 7176-19 and RESNA WC-4:2012: Section 19

Order form incl. Exportprices (€) valid until 31.12.2021, release date 02/2021

<input type="checkbox"/> Offer	<input type="checkbox"/> Order
Order number / reference	Date
<input type="text"/>	<input type="text"/>
Invoice address	
Company	Customer number
<input type="text"/>	<input type="text"/>
Street	City, Zip code
<input type="text"/>	<input type="text"/>
E-Mail	Telephone
<input type="text"/>	<input type="text"/>
Fax	
<input type="text"/>	
Delivery address	
Company	
<input type="text"/>	
Street	City, Zip code
<input type="text"/>	<input type="text"/>



Basic configuration

Mobility base

- Aluminium rigid frame with centre of gravity tilt in space
- Wheel base adjustable in 2,5 cm steps
- Wheel locks integrated in side panels
- Double wall rear wheels incl. push rims with light weight tires, detachable by quick release axles

Seat unit

- Adjustable seat height
- Push-handle or push-bar included
- Adjustable tilt in space: -5° to +45°
The tilt mechanism can be limited if the seat height is low, the active degree is low or if the armrests are adjusted lowly.
- Seat depth adjustable by apx. 8 cm
- Choice of seat widths 24 - 36 cm
- Maximum load 60 kg

Minimum information (Without this information your order can not be handled.)

Frame colour * (Enter colour code)

* see table "Frame colours"

Seat width* in cm 24 26 28 30 32 34 36 | Seat height * (37 - 47 cm)

Camber 3° 6° 9°

* see table "seat measurements, wheel combinations and seat heights"

Presettings

Seat depth (SD) ⁴	<input type="text"/> (24 - 42 cm)	Lower length leg (LLL)	<input type="text"/> (16 - 37 cm)
Back angle range ¹	<input type="checkbox"/> 75° - 115° <input type="checkbox"/> 80° - 120°	Back height ⁴	<input type="text"/> (33 - 55 cm)
Push-handle- and back angle: ²	<input type="checkbox"/> 85° <input type="checkbox"/> 90° <input type="checkbox"/> 95° <input type="checkbox"/> 100° <input type="checkbox"/> 105°		
Active degree ³	<input type="text"/> (0 - 10 cm)		

¹ for angle and height adjustable backrest only

³ see figure "Active degree"

² for foldable push handles / push bar only

⁴ see table "Seat measurements"

At missing specifications we will adjust to minimum sizes. The back angle to 80°-120°

Basic variations

with/or: Please select only one variant! SW = Seat width

	Orderno.	Colour	Description	Qty.	Price €
	<input type="checkbox"/> 3248-10SW		SWINGBO® VTi chassis	1 pc.	
	<input checked="" type="checkbox"/> 3248-1800		Anti Tipper left and right	01	1 set incl.
with	<input type="checkbox"/> 3245-55SW		Push bar, detachable	02	1 set incl.
or	<input type="checkbox"/> 3245-56SW		Push handle, detachable	03	1 set incl.
or	<input type="checkbox"/> 3245-30SW		Push bar, foldable	(upcharge) 04	1 set
or	<input type="checkbox"/> 3245-35SW		Push handle, foldable	(upcharge) 05	1 set
or	<input type="checkbox"/> 3248-30SW		Push bar, foldable and angle adjustable	(upcharge) 06	1 set
	<input type="checkbox"/> 3248-7300		Tie down kit according to ISO 7176-19	07	1 set
	<input type="checkbox"/> 3245-5113S		Reinforced locking claws for push bar 3245-30SW and push handles 3245-35SW *	(upcharge) 08	1 set
* necessary if used with tie down kit					

Fender

	Order no.	Colour	Description	Qty.	Price €
with	<input type="checkbox"/> 3248-179x		Wheel guards with integrated wheel lock levers (2=22", 4=24")	1 set	incl.
or	<input type="checkbox"/> 3248-179x		Wheel guards with integrated wheel lock levers, wide for 3° camber (3=22", 5=24")	1 set	incl.
or	<input type="checkbox"/> 3248-1798		Wheel guards Aluminum in frame color 22-24" with integrated wheel lock levers	09	1 set
or	<input type="checkbox"/> 3248-1799		Wheel guards Aluminum in frame color, 22-24" with integrated wheel lock levers, wide for 3° camber	1 set	

Rear wheels, HOGGI light

with/or: Please select only one variant!

	Orderno.	Colour	Description	Qty.	Price €
with	<input type="checkbox"/> 1294-0xxx		Rear wheel HOGGI light	10	1 set incl.
or	<input type="checkbox"/> 1294-1xxx		Rear wheel with drum brake	(upcharge) 11	1 set
with	<input type="checkbox"/> 1294-x2xx		20" wheel diameter	1 set	incl.
or	<input type="checkbox"/> 1294-x3xx		22" wheel diameter	1 set	incl.
or	<input type="checkbox"/> 1294-x4xx		24" wheel diameter	1 set	incl.
with	<input type="checkbox"/> 1294-xx1x		Pneumatic tires 1"	1 set	incl.
or	<input type="checkbox"/> 1294-xx2x		Flat free tires(20x1 3/8", 22x1" und 24x1")	1 set	incl.
with	<input type="checkbox"/> 1294-xxx0		Without push rims		
or	<input type="checkbox"/> 1294-xxx1		Push rims aluminium anodised, "standard" mounting	12	1 set incl.
or	<input type="checkbox"/> 1294-xxx2		Push rims aluminium anodised, "high" mounting	13	1 set incl.
or	<input type="checkbox"/> 1294-xxx3		Push rims stainless steel, "standard" mounting	(upcharge) 14	1 set
or	<input type="checkbox"/> 1294-xxx4		Push rims stainless steel, "high" mounting	(upcharge)	1 set
with	<input type="checkbox"/>		Push rim mounting wide		
	<input type="checkbox"/>		Push rim mounting narrow		

Spoke guard

with/or: Please select only one variant!

	Orderno.	Colour	Description	Qty.	Price €
	<input type="checkbox"/> 1204-101x		Spoke guard, transparent (2=20", 3=22", 4=24")	15	1 set
	<input type="checkbox"/> 1204-101x		Spoke guard, transparent, for drum break wheels (8=22", 9=24")	1 set	
	<input type="checkbox"/> 1204-101x		Spoke guard printed (3=22", 4=24") *	16	1 set
	<input type="checkbox"/> 1204-101x		Spoke guard printed, for drum break wheels (8=22", 9=24") *	1 set	
* please enter code of your print design, see attachment or brochure "spoke guard"					
* printed spoke guards are not available for 20" wheels					

Front castors

with/or: Please select only one variant!

	Orderno.	Colour	Description	Qty.	Price €
with	<input type="checkbox"/> 1250-1002S		Wheel with rubber tire, black 100x32	17	1 set incl.
or	<input type="checkbox"/> 1250-1003S		Wheel with rubber tire, black 125x32	1 set	incl.
or	<input type="checkbox"/> 1250-1005S		Wheel with rubber tire, black 140x40	1 set	incl.
or	<input type="checkbox"/> 1249-1005		Skater wheel with LED 100x24	(upcharge) 18	1 set
or	<input type="checkbox"/> 1249-1006		Skater wheel with LED 125x24	(upcharge)	1 set
or	<input type="checkbox"/> 1221-1003		PU-wheel with plastic design rim 100x34	(upcharge) 19	1 set
or	<input type="checkbox"/> 1221-1004		PU-wheel with plastic design rim 125x34	(upcharge)	1 set
or	<input type="checkbox"/> 1221-1001		PU-wheel with design rim 100x32	(upcharge)	1 set
or	<input type="checkbox"/> 1221-1002		PU-wheel with design rim 125x32	(upcharge)	1 set

Accessories

with/or: Please select only one variant! SW = Seat width

	Orderno.	Colour	Description	Qty.	Price €
<input type="checkbox"/>	3246-24SW	015	Seat panel	20	1 set
<input type="checkbox"/>	3248-6501	306	Straight hip supports size 1 (225 x 100 mm), SW 28 - 34 *	21	1 pair
<input type="checkbox"/>	3248-6502	306	Straight hip supports size 2 (250 x 110 mm), SW 28 - 34 *		1 pair
<input type="checkbox"/>	3249-6502	306	Straight hip supports size (250 x 110 mm), SW 36 - 44 *		1 pair
			* Hip supports reduce the maximum seat width by 3 cm		
<input type="checkbox"/>	3231-7800	323	Abduction block, size 1, swing away (LWH 9x6x9 cm)	22	1 pc.
<input type="checkbox"/>	3231-7900	323	Abduction block, size 2, swing away (LWH 11x8x10 cm)		1 pc.
<input type="checkbox"/>	3245-29SW		Back panel angle- and height adjustable *	23	1 set
			* in combination with detachable push handle / push bar only		
<input type="checkbox"/>	3245-32SW		Back, trough shaped and height adjustable *	24	1 set
			* in combination with push handle / push bar foldable and angle adjustable		
<input type="checkbox"/>	3245-3310		Four gripper clamps D25 with fasteners to arm blank sheet on the back tube	25	1 set

Accessories

with/or: Please select only one variant! SW = Seat width

	Orderno.	Colour	Description	Qty.	Price €
<input type="checkbox"/>	3246-4005	015	Foot rest hanger 90°, LLL short 16 - 27 cm	26	1 set
<input type="checkbox"/>	3246-4006	015	Foot rest hanger 90°, LLL long 16 - 37 cm *		1 set
<input type="checkbox"/>	3246-4007	015	Foot rest hanger angle adjustable, 85-160°, LLL short 19 - 27 cm	27	1 set
<input type="checkbox"/>	3246-4008	015	Foot rest hanger angle adjustable, 85-160°, LLL long 19 - 37 cm *		1 set
with	<input type="checkbox"/>		Foot rest bracket angle adjustable, flip up type	28	1 set incl.
or	<input type="checkbox"/>		Foot rest bracket angle adjustable, with interlocking (upcharge)	29	1 set
	<input type="checkbox"/>		SA-0430 Reinforced steel footplate-carrier (about 0,3 kg heavier)		1 pc. incl.
with	<input type="checkbox"/>		3248-44SW Foot rest	30	1 pc.
or	<input type="checkbox"/>		3248-45SW Foot rest with heel stop	31	1 pc.
or	<input type="checkbox"/>		3248-46SW Foot rest aluminum in frame color		1 pc.
with	<input type="checkbox"/>	015	3246-4003 Single foot rest hanger, separat angle adj. 85-160°, LLL short 19-27 cm ¹⁾	32	1 set
or	<input type="checkbox"/>	015	3246-4004 Single foot rest hanger, separat angle adj. 85-160°, LLL long 19-37 cm ^{1) 2)}		1 set
with	<input type="checkbox"/>		3246-46SW Two single footplates in boat shape	33	1 set
			¹⁾ applicable up from seat width 26 cm		
			²⁾ applicable up from seat height 40 cm		
<input type="checkbox"/>	3246-71SW	306	Seat cushion 3 cm thick	34	1 pc.
<input type="checkbox"/>	3246-77SW	306	Seat cushion 3 cm thick with cut out for hip support, SW 28 - 36		1 pc.
<input type="checkbox"/>	3245-72SW	306	Back cushion, through shaped back, black 2,5 cm thick, SW 24 - 32	35	1 pc.
<input type="checkbox"/>	3245-72SW	306	Back cushion, through shaped back, black 2,5 cm thick, SW 34 & 36		1 pc.
<input type="checkbox"/>	3245-73SW	306	Back cushion, black 2,5 cm thick, SW 24 - 32		1 pc.
<input type="checkbox"/>	3245-73SW	306	Back cushion, black 2,5 cm thick, SW 34 - 36		1 pc.
<input type="checkbox"/>	1204-1015		Push-rim cover in silicone black fluted 20"	36	1 set
<input type="checkbox"/>	1204-1016		Push-rim cover in silicone black fluted 22"		1 set
<input type="checkbox"/>	1204-1017		Push-rim cover in silicone black fluted 24"		1 set
<input type="checkbox"/>	3243-7602	306	Head support standard with upholstery, SW 24 - 26	37	1 pc.
<input type="checkbox"/>	3243-7603	306	Head support standard with upholstery, SW 28 - 36		1 pc.
<input type="checkbox"/>	3201-3830		Headrest bracket "universal" (for 3245-7800 or third-party products)	38	1 pc.
<input type="checkbox"/>	3245-7800	306	Head support with occiput upholstery incl. mount. bracket	39	1 pc.
<input type="checkbox"/>	3245-6802	306	Thoracic support, particular adjustable, size approx. 12x13x2 cm *	40	1 set
			* in combination with angle and height adjustable back 3245-29SW only		
<input type="checkbox"/>	3246-68SB	306	Thoracic support, adjusted to back panel trough shaped (size 12x13x2 cm)		1 set
<input type="checkbox"/>	3245-6401	306	Chest-/ thoracic support, size 1, length 33 - 43 cm *	41	1 pc.
<input type="checkbox"/>	3245-6402	306	Chest-/ thoracic support, size 2, length 39 - 49 cm *		1 pc.
<input type="checkbox"/>	3245-6403	306	Chest-/ thoracic support, size 3, length 45 - 55 cm *		1 pc.
			* chest measurement measured up from the back rest, in combination with angle and height adjustable back 3245-29SW only		
			* by ordering these articles in combination with a back panel trough shaped SA-0295-MP must be taken additionally		

Accessories

with/or: Please select only one variant! SW = Seat width

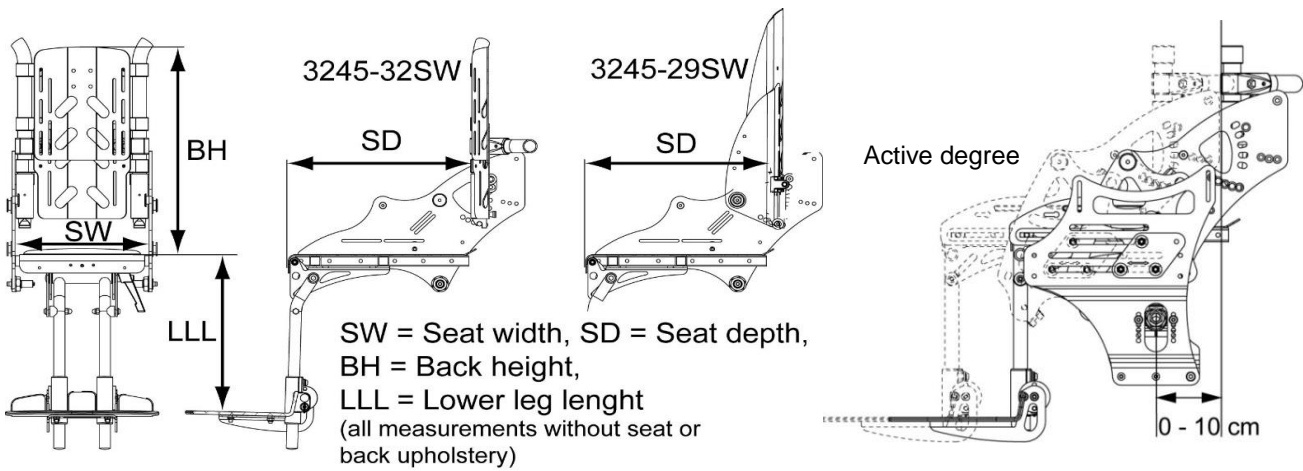
	Orderno.	Colour	Description	Qty.	Price €
	<input type="checkbox"/>	3246-6200	Armrests, size 1, Height 14 - 21 cm	1 pair	
or	<input type="checkbox"/>	3246-6300	Armrests, size 2, Height 19 - 26 cm	1 pair	
			* depending on seat height and seat angle, not all "armrestheights" are available		
or	<input type="checkbox"/>	3246-6400	Armrests with tilt balancing, size 1, height 15-23 cm	42	1 pair
or	<input type="checkbox"/>	3246-6500	Armrests with tilt balancing, size 1, height 18-26 cm		1 pair
with	<input type="checkbox"/>	7000-0051	PU-Armrest pads, 235 mm long	1 pair	incl.
or	<input type="checkbox"/>	7000-0052	PU-Armrest pads, 270 mm long	1 pair	incl.
	<input type="checkbox"/>	3240-8202	Therapy tray, size 2, SW 24 and 26 *	43	1 pc.
	<input type="checkbox"/>	3240-8203	Therapy tray, size 3, SW 28 and 30 *		1 pc.
	<input type="checkbox"/>	3240-8204	Therapy tray, size 3, SW 32 and 36 *		1 pc.
			* in combination with armrests only		
	<input type="checkbox"/>	3201-6100	Lap belt	44	1 pc.
	<input type="checkbox"/>	3240-6701	4-point lap belt, size S (SW 28 - 34)	45	1 pc.
	<input type="checkbox"/>	3240-6702	4-point lap belt, size M (SW 28 - 34)		1 pc.
	<input type="checkbox"/>	3240-6703	4-point lap belt, size L (SW 34 - 42)		1 pc.
	<input type="checkbox"/>	3201-6400	Ankle hugger, size 1	46	1 pair
	<input type="checkbox"/>	3203-6400	Ankle hugger, size 2		1 pair

Extra equipment

with/or: Please select only one variant! SW = Seat width

	Orderno.	Colour	Description	Qty.	Price €
	<input type="checkbox"/>	3246-80SW	Contoured seat cushion, with abduction, leg and ischial support, with removable cushion cover, SW 24 - 32 *	47	1 pc.
	<input type="checkbox"/>	3246-80SW	Contoured seat cushion, with abduction, leg and ischial support, with removable cushion cover, SW 34 - 36 *		1 pc.
			* not combinable with hip supports and abduction block		
	<input type="checkbox"/>	SA-0286/2-KP	Abduction block 30 mm height extension kit *		1 set
			* only in combination with abduction block and contoured seat cushion		
	<input type="checkbox"/>	3245-9300	323 Canopy incl. adapter and rain protection, grey *	48	1 pc.
			* in combination with angle and height adjustable back 3245-29SW only		
	<input type="checkbox"/>	SA-0183	Extension push-bar <input type="checkbox"/> 5 cm extension <input type="checkbox"/> 10 cm extension	49	1 pc.
	<input type="checkbox"/>	SA-xxx	MAXGREPP push-rim or GOLZ Rehavolution rear wheels (Maxgrepp Original, Ergo Para or Ergo Para CP)	50	Price on request
	<input type="checkbox"/>	SA-0390	Upholstery in special colour (see table upholstery colours)		Price on request
	<input type="checkbox"/>	SA-0210	Frame in special color with RAL code	(Upcharge)	1 pc.
	<input type="checkbox"/>	SA-0500-MP	Additional coating "silver glitter effect"	(Upcharge)	1 pc.
	<input type="checkbox"/>	6999-0014	060 Special Frame colour, Copper Gold	(Upcharge)	1 pc.
	<input type="checkbox"/>	SA-0279/2-KP	SWINGBO® VTi outdoor front end *	51	1 pc.
			* additional costs for retrofitting		
	<input type="checkbox"/>	SA-0306	SWINGBO® VTi tip assist	52	1 pc.
			<input type="checkbox"/> on the left or <input type="checkbox"/> on the right		
	<input type="checkbox"/>	3275-1910	Bumper wheels, CLEO and SWINGBO® VTi	53	1 pc.
	<input type="checkbox"/>	SA-0572-XXS-MP	Aluminum hand rim with plastic anti-slip coating, black, standard mounting	(Upcharge)	54 1 pair
	<input type="checkbox"/>	SA-0572-XXH-MP	Aluminum hand rim with plastic anti-slip coating, black, high mounting	(Upcharge)	1 pair
			Plastic anti-slip coating in custom colour: Pure white (RAL 9010), Silver grey (RAL 7001), Sky blue (RAL 5015), Traffic red (RAL 3020), Pure orange (RAL 2004)	55	
	<input type="checkbox"/>	SA-0572-F-MP		(Upcharge)	1 pair
	<input type="checkbox"/>	SA-0315/3-MP	Reconstruction SWINGBO® VTi for ProAktiv One hand drive	56	1 pc.
	<input type="checkbox"/>	SA-0158-KP	Calf upholstery suitable to SW	(Upcharge)	1 pc.
	<input type="checkbox"/>	SA-0495-MP	Ball grip for integrated brakes	(Upcharge)	1 set

How to measure



Seat measurements

Seat width (SW)	24	26	28	30	32	34	36
Mounting width between the seat adaptor plates	23,5	25,5	27,5	29,5	31,5	33,5	35,5
Seat depth	24 - 30	24 - 32	26 - 34	28 - 36	30 - 38	32 - 40	34 - 42
Backrest height, back trough shaped	36 - 44	37 - 45	38 - 48	39 - 49	40 - 50	42 - 54	43 - 55
Backrest height, panel angle adjustable	33 - 42	35 - 44	37 - 46	39 - 48	41 - 50	43 - 52	45 - 54

*reduction of the seat-width between the pivot points by 2 cm if you are selecting article 3248(9)-30SB or 3245-29SB

Wheel combinations and seat heights

Front castors	Wheel diameter 100 mm				Wheel diameter 125 mm				Wheel diameter 140 mm				
	Camber 3° 6° 9°				Camber 3° 6° 9°				Camber 3° 6° 9°				
Rear wheels	20 x 1"	<input type="checkbox"/> Seat height 37	<input type="checkbox"/> 3°	<input type="checkbox"/> 6°	<input type="checkbox"/> 9°	<input type="checkbox"/> Seat height 37	<input type="checkbox"/> 3°	<input type="checkbox"/> 6°	<input type="checkbox"/> 9°	<input type="checkbox"/> Seat height 37	<input type="checkbox"/> 3°	<input type="checkbox"/> 6°	<input type="checkbox"/> 9°
		<input type="checkbox"/> Seat height 38	<input type="checkbox"/> K	<input type="checkbox"/> K	<input type="checkbox"/> K	<input type="checkbox"/> Seat height 38	<input type="checkbox"/> K	<input type="checkbox"/> K	<input type="checkbox"/> K	<input type="checkbox"/> Seat height 38	<input type="checkbox"/> o	<input type="checkbox"/> o	<input type="checkbox"/> K
		<input type="checkbox"/> Seat height 39	<input type="checkbox"/> K	<input type="checkbox"/> K	<input type="checkbox"/> K	<input type="checkbox"/> Seat height 39	<input type="checkbox"/> K	<input type="checkbox"/> K	<input type="checkbox"/> K	<input type="checkbox"/> Seat height 39	<input type="checkbox"/> K	<input type="checkbox"/> K	<input type="checkbox"/> o
		<input type="checkbox"/> Seat height 40	<input type="checkbox"/> K	<input type="checkbox"/> L	<input type="checkbox"/> L	<input type="checkbox"/> Seat height 40	<input type="checkbox"/> L	<input type="checkbox"/> K	<input type="checkbox"/> L	<input type="checkbox"/> Seat height 40	<input type="checkbox"/> K	<input type="checkbox"/> K	<input type="checkbox"/> K
		<input type="checkbox"/> Seat height 41	<input type="checkbox"/> L	<input type="checkbox"/> L	<input type="checkbox"/> K	<input type="checkbox"/> Seat height 41	<input type="checkbox"/> K	<input type="checkbox"/> K	<input type="checkbox"/> K	<input type="checkbox"/> Seat height 41	<input type="checkbox"/> K	<input type="checkbox"/> L	<input type="checkbox"/> o
		<input type="checkbox"/> Seat height 42	<input type="checkbox"/> L	<input type="checkbox"/> L	<input type="checkbox"/> L	<input type="checkbox"/> Seat height 42	<input type="checkbox"/> L	<input type="checkbox"/> L	<input type="checkbox"/> L	<input type="checkbox"/> Seat height 42	<input type="checkbox"/> L	<input type="checkbox"/> K	<input type="checkbox"/> o
		<input type="checkbox"/> Seat height 43	<input type="checkbox"/> L	<input type="checkbox"/> o	<input type="checkbox"/> o	<input type="checkbox"/> Seat height 43	<input type="checkbox"/> L	<input type="checkbox"/> o	<input type="checkbox"/> o	<input type="checkbox"/> Seat height 43	<input type="checkbox"/> o	<input type="checkbox"/> L	<input type="checkbox"/> o
22 x 1"	<input type="checkbox"/> Seat height 39	<input type="checkbox"/> o	<input type="checkbox"/> K	<input type="checkbox"/> L	<input type="checkbox"/> Seat height 39	<input type="checkbox"/> o	<input type="checkbox"/> K	<input type="checkbox"/> K	<input type="checkbox"/> Seat height 39	<input type="checkbox"/> o	<input type="checkbox"/> o	<input type="checkbox"/> K	
	<input type="checkbox"/> Seat height 40	<input type="checkbox"/> L	<input type="checkbox"/> L	<input type="checkbox"/> L	<input type="checkbox"/> Seat height 40	<input type="checkbox"/> L	<input type="checkbox"/> L	<input type="checkbox"/> L	<input type="checkbox"/> Seat height 40	<input type="checkbox"/> K	<input type="checkbox"/> K	<input type="checkbox"/> K	
	<input type="checkbox"/> Seat height 41	<input type="checkbox"/> L	<input type="checkbox"/> L	<input type="checkbox"/> L	<input type="checkbox"/> Seat height 41	<input type="checkbox"/> L	<input type="checkbox"/> L	<input type="checkbox"/> L	<input type="checkbox"/> Seat height 41	<input type="checkbox"/> K	<input type="checkbox"/> L	<input type="checkbox"/> L	
	<input type="checkbox"/> Seat height 42	<input type="checkbox"/> L	<input type="checkbox"/> L	<input type="checkbox"/> L	<input type="checkbox"/> Seat height 42	<input type="checkbox"/> L	<input type="checkbox"/> L	<input type="checkbox"/> L	<input type="checkbox"/> Seat height 42	<input type="checkbox"/> K	<input type="checkbox"/> L	<input type="checkbox"/> L	
	<input type="checkbox"/> Seat height 43	<input type="checkbox"/> L	<input type="checkbox"/> L	<input type="checkbox"/> L	<input type="checkbox"/> Seat height 43	<input type="checkbox"/> L	<input type="checkbox"/> L	<input type="checkbox"/> L	<input type="checkbox"/> Seat height 43	<input type="checkbox"/> L	<input type="checkbox"/> L	<input type="checkbox"/> L	
	<input type="checkbox"/> Seat height 44	<input type="checkbox"/> L	<input type="checkbox"/> L	<input type="checkbox"/> o	<input type="checkbox"/> Seat height 44	<input type="checkbox"/> L	<input type="checkbox"/> L	<input type="checkbox"/> o	<input type="checkbox"/> Seat height 44	<input type="checkbox"/> L	<input type="checkbox"/> L	<input type="checkbox"/> L	
	<input type="checkbox"/> Seat height 45	<input type="checkbox"/> L	<input type="checkbox"/> o	<input type="checkbox"/> o	<input type="checkbox"/> Seat height 45	<input type="checkbox"/> L	<input type="checkbox"/> o	<input type="checkbox"/> o	<input type="checkbox"/> Seat height 45	<input type="checkbox"/> L	<input type="checkbox"/> o	<input type="checkbox"/> o	
24 x 1"	<input type="checkbox"/> Seat height 42	<input type="checkbox"/> L	<input type="checkbox"/> L	<input type="checkbox"/> L	<input type="checkbox"/> Seat height 42	<input type="checkbox"/> L	<input type="checkbox"/> o	<input type="checkbox"/> L	<input type="checkbox"/> Seat height 42	<input type="checkbox"/> L	<input type="checkbox"/> L	<input type="checkbox"/> L	
	<input type="checkbox"/> Seat height 43	<input type="checkbox"/> o	<input type="checkbox"/> L	<input type="checkbox"/> L	<input type="checkbox"/> Seat height 43	<input type="checkbox"/> L	<input type="checkbox"/> L	<input type="checkbox"/> L	<input type="checkbox"/> Seat height 43	<input type="checkbox"/> L	<input type="checkbox"/> L	<input type="checkbox"/> L	
	<input type="checkbox"/> Seat height 44	<input type="checkbox"/> L	<input type="checkbox"/> o	<input type="checkbox"/> L	<input type="checkbox"/> Seat height 44	<input type="checkbox"/> L	<input type="checkbox"/> L	<input type="checkbox"/> L	<input type="checkbox"/> Seat height 44	<input type="checkbox"/> L	<input type="checkbox"/> L	<input type="checkbox"/> L	
	<input type="checkbox"/> Seat height 45	<input type="checkbox"/> o	<input type="checkbox"/> L	<input type="checkbox"/> o	<input type="checkbox"/> Seat height 45	<input type="checkbox"/> o	<input type="checkbox"/> L	<input type="checkbox"/> L	<input type="checkbox"/> Seat height 45	<input type="checkbox"/> L	<input type="checkbox"/> L	<input type="checkbox"/> L	
	<input type="checkbox"/> Seat height 46	<input type="checkbox"/> o	<input type="checkbox"/> o	<input type="checkbox"/> o	<input type="checkbox"/> Seat height 46	<input type="checkbox"/> L	<input type="checkbox"/> L	<input type="checkbox"/> L	<input type="checkbox"/> Seat height 46	<input type="checkbox"/> o	<input type="checkbox"/> L	<input type="checkbox"/> L	
	<input type="checkbox"/> Seat height 47	<input type="checkbox"/> L	<input type="checkbox"/> L	<input type="checkbox"/> L	<input type="checkbox"/> Seat height 47	<input type="checkbox"/> L	<input type="checkbox"/> L	<input type="checkbox"/> L	<input type="checkbox"/> Seat height 47	<input type="checkbox"/> L	<input type="checkbox"/> L	<input type="checkbox"/> L	
L 1281-1011 Long wheel fork 1 set incl.				K 1281-1010 Short wheel fork 1 set incl.				o not available					

(Seat height measurements are approximate values, tolerance +/- 10mm)

Frame colours

001 Black (RAL 9005)	020 Yellow green (RAL 6018)	028 Pearl violet (RAL 4011)	053 Light green (RAL 6027)
002 Silver	021 Grey aluminium (RAL 9007)	029 Pearl beige (RAL 1035)	054 Ocean blue (RAL 5020)
003 Pearl ruby red (RAL 3032)	022 White (RAL 9003)	032 Black dull matt (RAL 9005)	056 Turquoise blue (RAL 5018)
004 Pearl night blue (RAL 5026)	023 Pure orange (RAL 2004)	039 Signal violet (RAL 4008)	057 Iron sparkling dark light
005 Pearl gentian blue (RAL 5025)	024 Sparkling iron effect	040 Night blue (RAL 5022)	058 Salmon orange (RAL 2012)
017 Traffic yellow (RAL 1023)	025 Signal blue (RAL 5005)	047 Luminous yellow (RAL 1026)	059 Pastel blue (RAL 5024)
018 Flame red (RAL 3000)	026 Vermillion (RAL 2002)	048 Luminous red (RAL 3024)	
019 Sky blue (RAL 5015)	027 Heather violet (RAL 4003)	050 White matt (RAL 9003)	

SA-0500-MP additional coating "silver glitter effect", **Upcharge**

SA-0210-MP Special colours on request (Enter RAL code) , **Upcharge**

Upholstery colours

306 and 322 Black checked	321 Spacer fabric (special colour)
	323 Iron grey (special colour)
	334 Sand (special colour)
	335 Turquoise (special colour)
	336 Pink (special colour)
	314 Red (special colour)

Spoke guard



Colour code

201	HOGGI blue	205	Train
202	Wonderland	206	Dragon
203	Mouse	207	Circus
204	Water world		

* for detailed images see attachment or brochure "spoke guard"

CONFIGURATIONS // ACCESSORIES // SWINGBO® VTi



01 Anti Tipper left and right



02 Push bar, detachable



03 Push handles, detachable



04 Push bar, foldable



05 Push handles, foldable



06 Push bar, foldable and angle adjustable



07 Tie down kit



08 Reinforced locking claws



09 Aluminium fender with integr. brake system



10 Rear wheel HOGGI light



11 Rear wheel HOGGI light with drum brake



12 Push rims aluminium anodised, standard



13 Push rims aluminium anodised, high



14 Push rims stainless steel, standard



15 Spoke guard, transparent



16 Spoke guard, printed




17 Wheel with rubber tire



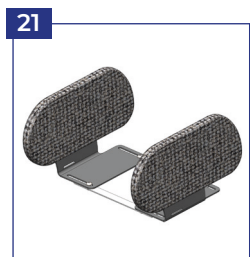
18 Skater wheel with LED



19 PU-wheel with plastic design rim



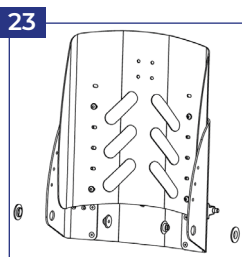
20 Seat panel



21 Hip supports



22 Abduction block



23 Back panel angle- and height adjustable



24 Back, trough shaped and height adjustable



25 Four gripper clamps



26 Foot rest hanger 90°




27 Foot rest hanger angle adjustable



28 Foot rest bracket, flip up type



29 Foot rest bracket with interlocking



30 Foot rest, flat

CONFIGURATIONS // ACCESSORIES // SWINGBO® VTi




31 Foot rest with heel stop



32 Single foot rest hanger



33 Two single footplates in boat shape



34 Seat cushion



35 Back cushion



36 Push-rim cover



37 Head support standard with upholstery



38 Headrest bracket universal



39 Head support with occiput upholstery



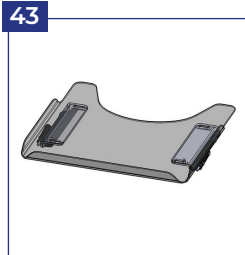
40 Thoracic support



41 Chest-/ thoracic support



42 Armrests with tilt balancing



43 Therapy tray



44 Lap belt



45 4-point lap belt



46 Ankle hugger



47 Contoured seat cushion



48 Canopy



49 Extension push-bar



50 Maxgrepp Original push rims



50 Maxgrepp Ergo Para push rims



50 Maxgrepp Ergo Para CP push rims



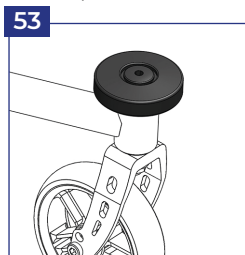
50 COLZ Rehavolution



51 Outdoor front end



52 Tip assist



53 Bumper wheels



54 Aluminum hand rim with plastic anti-slip coating



55 Aluminum hand rim with plastic anti-slip coating



56 One-hand drive of „ProActiv“