



## SHERPA 3007 system wheelchair for adolescents with 45° tilt

Crash tested according to ISO 7176-19

Order form incl. Exportprices (€) valid until 31.12.2021, release date 02/2021

<input type="checkbox"/> Offer	<input type="checkbox"/> Order
Order number / reference	Date
<b>Invoice address</b>	
Company	Customer number
Street	City, Zip code
E-Mail	Telephone
Fax	
<b>Delivery address</b>	
Company	
Street	City, Zip code



### Basic variations

- Aluminium rigid frame, Powder coated
- 4 Seat width (36, 40, 44 and 48 cm)
- Center of gravity tilt in space -7° to 45° on roller bearing
- System-Profile-Seat frame
- System-Profile-Back frame in 3 Backrest heights
- Backrest recline 80° to 123°
- Rear wheels in different dimensions
- Knee lever brakes
- Wheel camber: 0° or 3°
- Maximum load: 134 kg

### Minimum information (Without this information your order can not be handled.)

Frame colour  (see table "frame colours")

Seat width (cm)  36  40  44  48

Camber  0°  3°

**Basic variations**

with/or: Please select only one variant! SW = Seat width

	Orderno.	Colour	Description	Qty.	Price
	<input type="checkbox"/> 3007-00SW		<b>SHERPA mobility base</b>	<b>1 pc.</b>	
	<input type="checkbox"/> 3006-2436		Seat-Profile length 40 cm (approx. Seat depth 29-39 cm)	1 set	incl.
	<input type="checkbox"/> 3006-2437		Seat-Profile length 45 cm (approx. Seat depth 34-44 cm)	1 set	incl.
	<input type="checkbox"/> 3006-2438		Seat-Profile length 50 cm (approx. Seat depth 39-49 cm)	1 set	incl.
	<input type="checkbox"/> 3006-2439		Seat-Profile length 55 cm (approx. Seat depth 44-54 cm)	1 set	incl.
with	<input type="checkbox"/> 3006-30SW		Universal-Back frame with physiological pivot point, cross tube depth 130 mm * (upcharge)	<b>01</b>	1 pc.
or	<input type="checkbox"/> 3006-31SW		Universal-Back frame for seat shells, cross tube depth 130 mm * (upcharge)	<b>02</b>	1 pc.
with	<input type="checkbox"/> 3007-30SW		Universal-Back frame with physiological pivot point, cross tube depth 55 mm * (upcharge)		1 pc.
or	<input type="checkbox"/> 3007-31SW		Universal-Back frame for seat shells, cross tube depth 55 mm * (upcharge)		1 pc.
			<b>* not with 3006-6300 (armrests) and 3007-36SW (back panel)</b>		
or	<input type="checkbox"/> 3006-32SW		System-Profile-Back frame with physiological pivot point	<b>03</b>	1 pc. incl.
or	<input type="checkbox"/> 3006-33SW		System-Profile-Back frame for seat shells	<b>04</b>	1 pc. incl.
	<input type="checkbox"/> 3006-2426		Back-Profile length 40 cm (approx. Back height 47-51 cm)	<b>05</b>	1 set incl.
	<input type="checkbox"/> 3006-2427		Back-Profile length 45 cm (approx. Back height 52-56 cm)		1 set incl.
	<input type="checkbox"/> 3006-2428		Back-Profile length 50 cm (approx. Back height 57-61 cm)		1 set incl.
with	<input type="checkbox"/> 3006-5100		Push-handles	<b>06</b>	1 set incl.
or	<input type="checkbox"/> 3006-55SW		Push-Bar, angle adjustable only for System-Profile-Back frame	<b>07</b>	1 pc. incl.
or	<input type="checkbox"/> 3006-54SW		Push-Bar, angle adjustable only for Universal-Back frame		1 pc. incl.

**Driving wheels, brakes, wheel covers**

with/or: Please select only one variant! SW = Seat width

	Orderno.	Colour	Description	Qty.	Price
with	<input type="checkbox"/> 1298-2xxx		Standard rear wheels	<b>08</b>	1 set incl.
or	<input type="checkbox"/> 1298-3xxx		Standard rear wheels with drum brakes (upcharge)	<b>09</b>	1 set incl.
with	<input type="checkbox"/> 1298-x0x0		12" wheel diameter		1 set incl.
or	<input type="checkbox"/> 1298-x1x0		16" wheel diameter		1 set incl.
with	<input type="checkbox"/> 1298-x3x1		22" wheel diameter with aluminium hand rim		1 set incl.
or	<input type="checkbox"/> 1298-x4x1		24" wheel diameter with aluminium hand rim		1 set incl.
with	<input type="checkbox"/> 1298-xx1x		Pneumatic tires		1 set incl.
or	<input type="checkbox"/> 1298-xx2x		Flat free PU tires		1 set incl.
with	<input type="checkbox"/> 3007-1703		Standard wheel locks for 12 "and 16" wheels	<b>10</b>	1 set incl.
or	<input type="checkbox"/> 3007-1700		Standard wheel locks for 22 "and 24" wheels	<b>11</b>	1 set incl.
or	<input type="checkbox"/> 3007-1800		<b>HOGGI</b> light wheel locks for 22 "and 24" wheels	<b>12</b>	1 set incl.
with	<input type="checkbox"/> 3224-1167		Wheel camber 0° (not for 12" and 16" wheels)		1 set incl.
or	<input type="checkbox"/> 3224-1166		Wheel camber 3° (not for 12" and 16" wheels)		1 set incl.
or	<input type="checkbox"/> 3006-160x		Wheel guards, narrow at 3° camber	<b>13</b>	1 set
or	<input type="checkbox"/> 3007-160x		Wheel guards with integrated lock levers, narrow at 3° camber		1 set
or	<input type="checkbox"/> 3006-168x		Wheel guards with height adjustable and removable armrests, narrow at 3° camber	<b>14</b>	1 set
or	<input type="checkbox"/> 3007-168x		Wheel guards with height adjustable and removable armrests and integrated lock levers, narrow at 3° camber		1 set
or	<input type="checkbox"/> 3006-160x		Wheel guards, wide at 0° camber	<b>13</b>	1 set
or	<input type="checkbox"/> 3007-160x		Wheel guards with integrated lock levers, wide at 0° camber		1 set
or	<input type="checkbox"/> 3006-168x		Wheel guards with height adjustable and removable armrests, wide at 0° camber	<b>14</b>	1 set
or	<input type="checkbox"/> 3007-168x		Wheel guards with height adjustable and removable armrests and integrated lock levers, wide at 0° camber		1 set
	<input type="checkbox"/> 7000-0051		PU-armrest pads, 235 mm long		1 set incl.
	<input type="checkbox"/> 7000-0052		PU-armrest pads, 270 mm long		1 set incl.

**Aluminium fender**

	Orderno.	Colour	Description	Qty.	Price
with	<input type="checkbox"/> 3006-1604		Wheel guards aluminum in frame color, 22-24"	15	1 set
or	<input type="checkbox"/> 3006-1684		Wheel guards aluminum in frame color, 22-24" with height adj. and detachable arm rests	16	1 set
or	<input type="checkbox"/> 3006-1605		Wheel guards aluminum in frame color, 22-24", wide for 0° camber		1 set
or	<input type="checkbox"/> 3006-1685		Wheel guards aluminum in frame color 22-24" with height adj. a. detach. arm rests, wide for 0° camber		1 set
or	<input type="checkbox"/> 3007-1604		Wheel guards aluminum in frame color 22-24" with integrated wheel lock levers	17	1 set
or	<input type="checkbox"/> 3007-1684		Wheel guards alu. frame color 22-24"with integrated brake system, height adjust. detachable Armrests	18	1 set
or	<input type="checkbox"/> 3007-1605		Wheel guards aluminum in frame color 22-24" with integrated wheel lock levers, wide for 0° camber		1 set
or	<input type="checkbox"/> 3007-1685		Wheel guards ALU fr-color 22-24"with integ. brake sys., height adjust. detach. Armrests, wide for 0° camber		1 set

**Spoke guard 22" and 24"**

	Orderno.	Colour	Description	Qty.	Price
	<input type="checkbox"/> 1204-101x		Spoke guard, transparent	19	1 set
	<input type="checkbox"/> 1204-101x		Spoke guard, transparent, for drum break wheels		1 set
	<input type="checkbox"/> 1204-101x		Spoke guard printed	20	1 set
	<input type="checkbox"/> 1204-101x		Spoke guard printed, for drum break wheels		1 set
* please enter code of your print design, see attachment or brochure "spoke guard"					
* printed spoke guards are not available for 20" wheels					

**Front castors**

with/or: Please select only one variant! SW = Seat width

	Orderno.	Colour	Description	Qty.	Price
with	<input type="checkbox"/> 1250-101xs		Wheel with rubber tire, black 125 x 32 mm with Aluminum wheel fork	21	1 set incl.
or	<input type="checkbox"/> 1250-101xs		Wheel with rubber tire, black 140 x 40 mm with Aluminum wheel fork	21	1 set incl.
or	<input type="checkbox"/> 1250-1014		Wheel with PU tire 190 x 50 mm with Plastic wheel fork	22	1 set incl.
or	<input type="checkbox"/> 1250-1015		Wheel with pneumatic tire 190 x 50 mm with Plastic wheel fork	23	1 set incl.

**Accessories**

with/or: Please select only one variant! SW = Seat width

	Orderno.	Colour	Description	Qty.	Price
	<input type="checkbox"/> 3006-4005	015	Foot rest hanger 90°, LLL short 20 - 36 cm	24	1 set
	<input type="checkbox"/> 3006-4006	015	Foot rest hanger 90°, LLL long 20 - 41 cm *		1 set
	<input type="checkbox"/> 3006-4007	015	Foot rest hanger angle adjustable, 85-160°, LLL short 20 - 36 cm	25	1 set
	<input type="checkbox"/> 3006-4008	015	Foot rest hanger angle adjustable, 85-160°, LLL long 20 - 41 cm *		1 set
with	<input type="checkbox"/> 3245-4302		Foot rest bracket angle adjustable, flip up type	26	1 set incl.
or	<input type="checkbox"/> 3245-4303		Foot rest bracket angle adjustable, with interlocking (upcharge)	27	1 set
with	<input type="checkbox"/> 3245-44SW		Foot rest SW 28-44	28	1 pc.
or	<input type="checkbox"/> 3245-45SW		Foot rest with heel stop SW 28-44	29	1 pc.
or	<input type="checkbox"/> 3006-45SW		Alu Foot rest with heel stop SW 40-44		1 pc.
	<input type="checkbox"/> 3006-4003	015	Single foot rest hanger, separat angle adj. 85-160°, LLL short 20-36	30	1 set
	<input type="checkbox"/> 3006-4004	015	Single foot rest hanger, separat angle adj. 85-160°, LLL long 20-41		1 set
	<input type="checkbox"/> 3245-4640		Two single footplates in boat shape	31	1 set

**Accessories**

with/or: Please select only one variant! SW = Seat width

	Orderno.	Colour	Description	Qty.	Price
<input type="checkbox"/>	<b>Vario Foot rest system 80°, anatomically angled abductable by 6 cm</b> <b>Swivel frame in frame color, can be swung away and removed</b>				
with	<b>Plastic footboard standard, fold-up, LLL 33 - 44 cm</b>			<b>32</b>	
<input type="checkbox"/>	3007-4201		Footboard surface W125xD150 mm, total foot space 26-32 cm, (SW36)	1 set	
<input type="checkbox"/>	3007-4202		Footboard surface W150xD150 mm, total foot space 31-37 cm, (SW40)	1 set	
<input type="checkbox"/>	3007-4203		Footboard surface W150xD150 mm, total foot space 35-41 cm, (SW44)	1 set	
or	<b>Plastic footboard set angle-adjustable, fold-up, LLL 28 - 39 cm</b>			<b>33</b>	
<input type="checkbox"/>	3007-4204		Footboard surface W110xD160 mm, total foot space 23-29 cm, (SW36)	1 set	
<input type="checkbox"/>	3007-4205		Footboard surface W120xD160 mm, total foot space 25-31 cm, (SW40)	1 set	
<input type="checkbox"/>	3007-4206		Footboard surface W130xD160 mm, total foot space 27-33 cm, (SW40)	1 set	
<input type="checkbox"/>	3007-4207		Footboard surface W145xD160 mm, total foot space 29-35 cm, (SW44)	1 set	
<input type="checkbox"/>	3007-4208		Footboard surface W160xD160 mm, total foot space 31-37 cm, (SW44)	1 set	
<input type="checkbox"/>	3007-4209		Footboard surface W160xD160 mm, total foot space 35-41 cm, (SW48)	1 set	
or	<b>Plastic footboard set angle-adjustable, fold-up, LLL 34 - 47 cm</b>			<b>33</b>	
<input type="checkbox"/>	3007-4214		Footboard surface W110xD160 mm, total foot space 23-29 cm, (SW36)	1 set	
<input type="checkbox"/>	3007-4215		Footboard surface W120xD160 mm, total foot space 25-31 cm, (SW40)	1 set	
<input type="checkbox"/>	3007-4216		Footboard surface W130xD160 mm, total foot space 27-33 cm, (SW40)	1 set	
<input type="checkbox"/>	3007-4217		Footboard surface W145xD160 mm, total foot space 29-35 cm, (SW44)	1 set	
<input type="checkbox"/>	3007-4218		Footboard surface W160xD160 mm, total foot space 31-37 cm, (SW44)	1 set	
<input type="checkbox"/>	3007-4219		Footboard surface W160xD160 mm, total foot space 35-41 cm, (SW48)	1 set	
or	<b>Alu-footboard one piece with heel stop, angle-adjustable, fold-up, LLL 26 - 37 cm</b>			<b>34</b>	
<input type="checkbox"/>	3007-4221		Footboard surface W30-36xD18 cm, total foot space 30-36 cm, (SW36)	1 set	
<input type="checkbox"/>	3007-4222		Footboard surface W34-38xD18 cm, total foot space 34-40 cm, (SW40)	1 set	
<input type="checkbox"/>	3007-4223		Footboard surface W38-44xD18 cm, total foot space 38-44 cm, (SW44)	1 set	
<input type="checkbox"/>	3007-4224		Footboard surface W42-48xD18 cm, total foot space 42-48 cm, (SW48)	1 set	
or	<b>Alu-footboard one piece with heel stop, angle-adjustable, fold-up, LLL 32 - 45 cm</b>			<b>34</b>	
<input type="checkbox"/>	3007-4226		Footboard surface W30-36xD18 cm, total foot space 30-36 cm, (SW36)	1 set	
<input type="checkbox"/>	3007-4227		Footboard surface W34-38xD18 cm, total foot space 34-40 cm, (SW40)	1 set	
<input type="checkbox"/>	3007-4228		Footboard surface W38-44xD18 cm, total foot space 38-44 cm, (SW44)	1 set	
<input type="checkbox"/>	3007-4229		Footboard surface W42-48xD18 cm, total foot space 42-48 cm, (SW48)	1 set	
<input type="checkbox"/>	3006-7300		Tie down kit according to ISO 7176-19	<b>35</b>	1 pc.
<input type="checkbox"/>	3006-1901		Anti tipper, swing away, mounted left side	<b>36</b>	1 pc.
<input type="checkbox"/>	3006-1902		Anti tipper, swing away, mounted right side		1 pc.
<input type="checkbox"/>	3006-1903		Anti tipper, swing away, with tipp assist, mounted left side		1 pc.
<input type="checkbox"/>	3006-1904		Anti tipper, swing away, with tipp assist, mounted right side		1 pc.
<input type="checkbox"/>	3007-7701		Trunk support SHERPA without upholstery size 1 (8 x 10 x 2 cm)	<b>37</b>	1 pair
<input type="checkbox"/>	3007-7701-322		Trunk support SHERPA size 1 (8 x 10 x 2 cm), black check		1 pair
<input type="checkbox"/>	3007-7702		Trunk support SHERPA without upholstery size 2 (10 x 12 x 2 cm)		1 pair
<input type="checkbox"/>	3007-7702-322		Trunk support SHERPA size 2 (10 x 12 x 2 cm), black check		1 pair
<input type="checkbox"/>	3007-7703		Trunk support SHERPA without upholstery size 3 (12 x 13 x 2 cm)		1 pair
<input type="checkbox"/>	3007-7703-322		Trunk support SHERPA size 3 (12 x 13 x 2 cm), black check		1 pair
<input type="checkbox"/>	3007-6100		<b>HOGGI</b> Lap belt with with Lap belt retainer	<b>38</b>	1 pc.
<input type="checkbox"/>	3006-6100		Lap belt retainer (for third-party products)	<b>39</b>	1 pair

## Accessories

Orderno.	Colour	Description	Qty.	Price
<input type="checkbox"/> 3006-6601		Console with Headrest bracket "universal" * (for 3245-7800-306 or third-party products)	40	1 pc.
<input type="checkbox"/> 3007-7800	306	Head support with occiput upholstery incl. mounting bracket	41	1 pc.
<input type="checkbox"/> 3007-1540		Seat height raiser, adjustabel to 2, 4 or 6 cm	42	1 set
<input type="checkbox"/> 3006-6201		Container for accessories size 1 (SW 36)	43	1 pc.
<input type="checkbox"/> 3006-6202		Container for accessories size 2 (SW 40)		1 pc.
<input type="checkbox"/> 3006-6203		Container for accessories size 3 (SW 44)		1 pc.
<input type="checkbox"/> 3006-6204		Container for accessories size 4 (SW 48)		1 pc.
<input type="checkbox"/> 3006-6300		Armrests pivotably, angle adjustable with 270 mm PU Pads * * not in combination with universal-back frame	44	1 pair
<input type="checkbox"/> 3240-8204		Therapy tray, size, SW 36 cm *	45	1 pc.
<input type="checkbox"/> 3240-8205		Therapy tray, size 5, SW 40 - 44 cm * * in combination with Armrests only		1 pc.
<input type="checkbox"/> 3007-6301		Pillar armrest with PU-pads 270x55, removable, height adj. 22-31 cm	46	1 pair
<input type="checkbox"/> 3007-6302		Pillar armrest with PU-pads 270x55, removable, height adj. 27-36 cm		1 pair
<input type="checkbox"/> 3007-6303		Pillar armrest with PU-pads 265x80, removable, height adj. 38-48 cm		1 pair
<input type="checkbox"/> 3006-6400		Back guide with length compensation	47	1 set
<input type="checkbox"/> 3006-6501		Precision trapezoid adapter size 1 (for SW 36)	48	1 set
<input type="checkbox"/> 3006-6502		Precision trapezoid adapter size 2 (for SW 40 and 48)		1 set
<input type="checkbox"/> 3006-6600		Console for headrest bracket (as for STEALTH headrest bracket)	49	1 pc.

## Accessories

Orderno.	Colour	Description	Qty.	Price
<input type="checkbox"/> 3007-24SW	015	Seat panel (note minimum Seat-Profile length)* * SW 36 = 45 cm; SW 40 = 50 cm; SW 44 + 48 = 55 cm	50	1 pc.
<input type="checkbox"/> 3007-36SB		Back panel height adjustable, in frame colour * * Adjustment range 42 cm to max. 10 cm above back profile length	51	1 set
<input type="checkbox"/> 3231-7900	323	Abduction block, size 2, swing away, detachable(LWH 11x8x10 cm)	52	1 pc.
<input type="checkbox"/> 3233-7800	323	Abduction block, size 3, swing away, detachable(LWH 13x9x10 cm)		1 pc.
<input type="checkbox"/> 3007-7100		Seat cushion 3 cm thick, black check pattern	53	1 pc.
<input type="checkbox"/> 3007-7200		Back cushion 3 cm thick, black check pattern	54	1 pc.
<input type="checkbox"/> 3007-8000		Contoured seat cushion with cover, black check pattern	55	1 pc.
<input type="checkbox"/> 1204-1016		Push-rim cover in silicone black fluted 22"		1 set
<input type="checkbox"/> 1204-1017		Push-rim cover in silicone black fluted 24"		1 set

## Accessories

Orderno.	Colour	Description	Qty.	Price
<input type="checkbox"/> 3006-6700		Knee angle retainers standard for 15 mm square tube	56	1 set
<input type="checkbox"/> 3007-6801		Thigh Support size 1, 290x140 mm*		1 pair
<input type="checkbox"/> 3007-6802		Thigh Support size 2, 340x160 mm*		1 pair
<input type="checkbox"/> 3007-6803		Thigh Support size 3, 390x180 mm*		1 pair
<input type="checkbox"/> 3007-6809		Part set for two customer Thigh Support (without pad) * for assembly to the seat profile tubes only		1 set
<input type="checkbox"/> 3007-6804		Thigh Support for pillar armrests size 1, 290x140 mm*		1 pair
<input type="checkbox"/> 3007-6805		Thigh Support for pillar armrests size 2, 340x160 mm*		1 pair
<input type="checkbox"/> 3007-6806		Thigh Support for pillar armrests size 3, 390x180 mm*		1 pair
<input type="checkbox"/> 3007-6808		Part set for two customer Thigh Support on pillar armrests (without pad) *for assembly to pilar armrests only, removable with pilar armrests		1 Set
<input type="checkbox"/> 3007-6850	322	Upholstery for Thigh Support size 1		1 pair
<input type="checkbox"/> 3007-6860	322	Upholstery for Thigh Support size 2		1 pair
<input type="checkbox"/> 3007-6870	322	Upholstery for Thigh Support size 3		1 pair

### Special construction and materials for special applications

	Orderno.	Colour	Description	Qty.	Price
<input type="checkbox"/>	SA-0286/3-KP		Abduction block 30 mm height extension kit *	1 set	
	<b>* only in combination with abduction block and contoured seat cushion</b>				
<input type="checkbox"/>	SA-0500-MP		Additional coating with „silver glitter effect“		<b>(upcharge)</b>
<input type="checkbox"/>	6999-0014	060	Special Frame colour, Copper Gold		<b>(upcharge)</b>
<input type="checkbox"/>	SA-0210		Frame in special color with RAL code		<b>(upcharge)</b>
<input type="checkbox"/>	SA-0158/2-KP		Calf upholstery according to SW (for 3006-400x only)	1 pc.	
<input type="checkbox"/>	SA-0158/4-KP		Calf upholsteries for single foot rests (for 3006-4003/4)	1 pair	
<input type="checkbox"/>	SA-0450-KP		Up and swing away single footrest for Sherpa (with calf plates and heel strap)	57	1 set
<input type="checkbox"/>	1800-0006E		System Profile 4N 30x30, black anodized, length according to customer specification	58	per 1 mtr.
<input type="checkbox"/>	1149-0004		Cap for system profile, 30x30	59	1 pc.
<input type="checkbox"/>	1049-0072		Nut insert for system profile, M6	60	1 pc.
<input type="checkbox"/>	SA-0414-KP		Swing away trunk support		1 pair
<input type="checkbox"/>	SA-0432/1		Release of the backrest angle adjustment via Bowden cable and release lever on the push bar		1 set
<input type="checkbox"/>	SA-0432/2		Release of the backrest angle adjustment via Bowden cable and release lever on the push handle		1 set



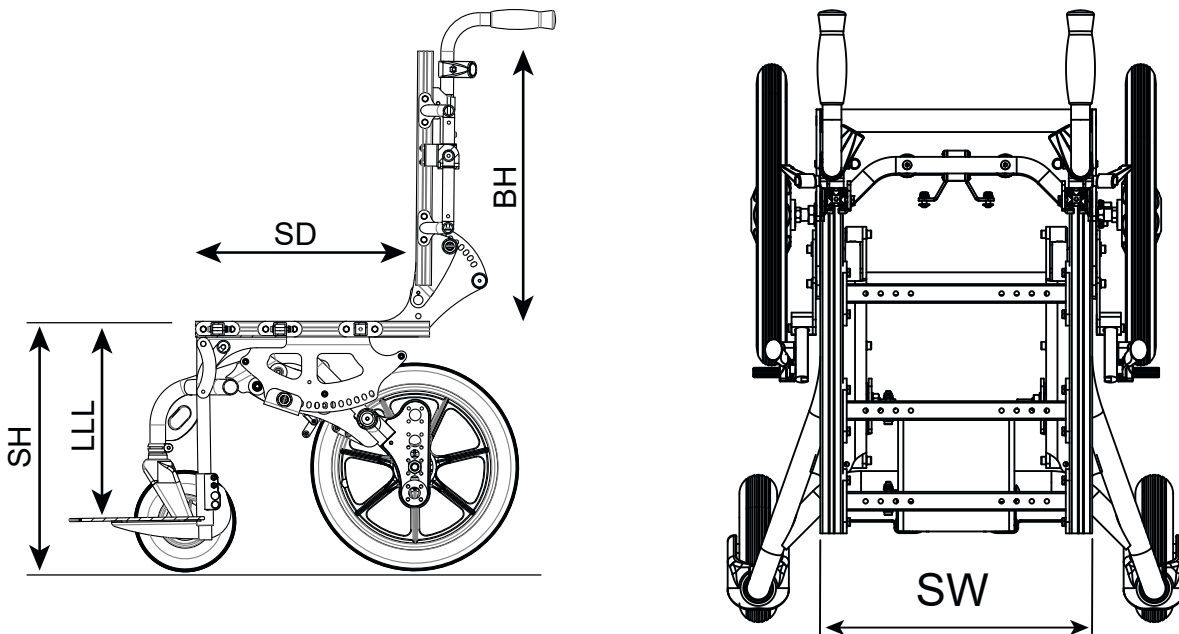
### Frame colours

<b>001</b> Black (RAL 9005)	<b>020</b> Yellow green (RAL 6018)	<b>028</b> Pearl violet (RAL 4011)	<b>053</b> Light green (RAL 6027)
<b>002</b> Silver	<b>021</b> Grey aluminium (RAL 9007)	<b>029</b> Pearl beige (RAL 1035)	<b>054</b> Ocean blue (RAL 5020)
<b>003</b> Pearl ruby red (RAL 3032)	<b>022</b> Signal white (RAL 9003)	<b>032</b> Black dull matt (RAL 9005)	<b>056</b> Turquoise blue (RAL 5018)
<b>004</b> Pearl night blue (RAL 5026)	<b>023</b> Pure orange (RAL 2004)	<b>039</b> Signal violet (RAL 4008)	<b>057</b> Iron sparkling dark light
<b>005</b> Pearl gentian blue (RAL 5025)	<b>024</b> Sparkling iron effect	<b>040</b> Night blue (RAL 5022)	<b>058</b> Salmon orange (RAL 2012)
<b>017</b> Traffic yellow (RAL 1023)	<b>022</b> Signal white (RAL 9003)	<b>047</b> Luminous yellow (RAL 1026)	<b>059</b> Pastel blue (RAL 5024)
<b>018</b> Flame red (RAL 3000)	<b>026</b> Vermillion (RAL 2002)	<b>048</b> Luminous red (RAL 3024)	
<b>019</b> Sky blue (RAL 5015)	<b>027</b> Heather violet (RAL 4003)	<b>050</b> White matt (RAL 9003)	

**SA-0500-MP** additional coating „silver glitter effect“, **Upcharge**

**SA-0210-MP** Special colours on request (Enter RAL code ) , **Upcharge**

### How to measure



**SH** = Seat height **LLL** = Lower leg length **SD** = Seat depth **BH** = Back height **SW** = Seat width  
(All dimensions without seat and back cushions)

### Seat measurements

<b>Seat width (SW)</b> Outer edge of the seat tubes	36	40	44	48
<b>Back rest width (BW)</b> Outer edge of the back tubes	34,8	38,8	42,8	46,8

Seat height (SH)	Front wheel diameter		
	Rear wheel diameter	125	140
12"	48	48	48
16"	45 / 48	45 / 48	48
22"	45	45 / 50	50
24"	48	48	48

If two seat heights are possible please specify the desired seat height when ordering.  
In the absence of information, the higher seat height is used.

Spoke guard




Transparent




HOGGI blue



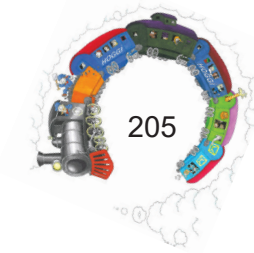
Wonderland



Mouse



Water world



Train



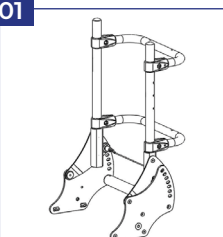
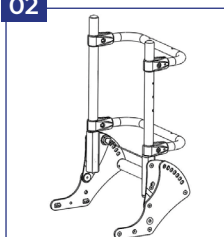
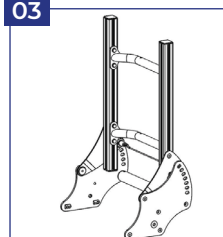
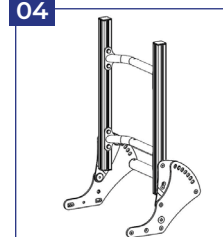








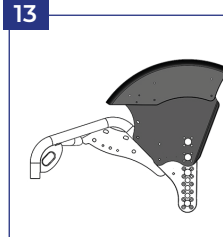
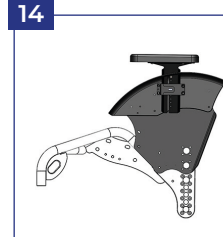













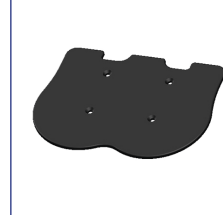
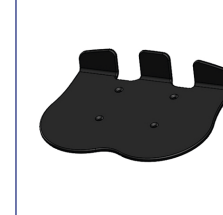
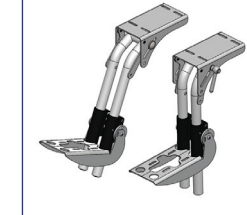
Knight & Dragon



Circus



# CONFIGURATIONS // ACCESSORIES // SHERPA

 <p>01</p>	 <p>02</p>	 <p>03</p>	 <p>04</p>	 <p>05</p>
<p>Universal-Back frame</p>	<p>Universal-Back frame for seat shells</p>	<p>System-Profile-Back</p>	<p>System-Profile-Back frame for seat shells</p>	<p>Back-Profile in different lengths</p>
 <p>06</p>	 <p>07</p>	 <p>08</p>	 <p>09</p>	 <p>10</p>
<p>Push-handles</p>	<p>Push-Bar, height- and angle adjustable</p>	<p>Standard rear wheels</p>	<p>Standard rear wheels with drum brakes</p>	<p>Standard wheel locks for 12" and 16" wheels</p>
 <p>11</p>	 <p>12</p>	 <p>13</p>	 <p>14</p>	 <p>15</p>
<p>Standard wheel locks for 22" und 24" wheels</p>	<p>HOGGI light brake</p>	<p>Wheel guards</p>	<p>Wheel guards with integrated armrests</p>	<p>Wheel guards aluminum</p>
 <p>16</p>	 <p>17</p>	 <p>18</p>	 <p>19</p>	 <p>20</p>
<p>Wheel guards aluminium, integr. armrests</p>	<p>Wheel guards aluminium, integr. brake system</p>	<p>Wheel guards, integr. brake system &amp; armrests</p>	<p>Spoke guard, transparent</p>	<p>Spoke guard, printed</p>
 <p>21</p>	 <p>22</p>	 <p>23</p>	 <p>24</p>	 <p>25</p>
<p>Wheel with rubber tire 125 x 32 u. 140 x 40 mm</p>	<p>Wheel with polyurethan tire</p>	<p>Wheel with pneumatic tire</p>	<p>Foot rest hanger 90°</p>	<p>Foot rest hanger, angle adjustable</p>
 <p>26</p>	 <p>27</p>	 <p>28</p>	 <p>29</p>	 <p>30</p>
<p>Foot rest bracket, angle adjustable</p>	<p>Foot rest bracket with interlocking</p>	<p>Foot rest</p>	<p>Foot rest with heel stop</p>	<p>Single foot rest hanger</p>

# CONFIGURATIONS // ACCESSORIES // SHERPA



31 Two single footplates in boat shape



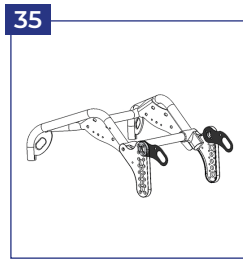
32 Plastic footboard standard



33 Plastic footboard, angle adjustable



34 Aluminium one piece footboard, with heel stop



35 Tie down kit according to ISO 7176-19



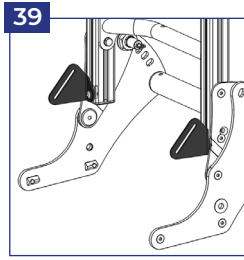
36 Anti tipper



37 Trunk support



38 HOGGI Lap belt



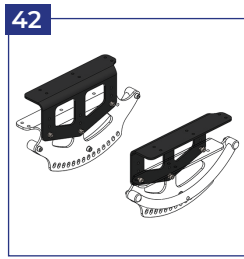
39 Lap belt retainer



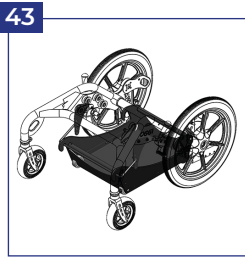
40 Console with Headrest bracket universal




41 Head support with occiput upholstery



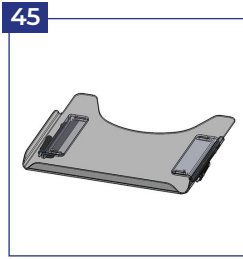
42 Seat height raiser




43 Container for accessories



44 Armrests pivotably




45 Therapy tray



46 Pillar armrest



47 Back guide with length compensation



48 Precision trapezoid adapter



49 Console for headrest bracket




50 Seat panel



51 Back panel height adjustable



52 Abduction block, swing away and detachable



53 Seat cushion



54 Back cushion



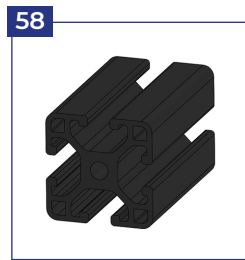
55 Contoured seat cushion



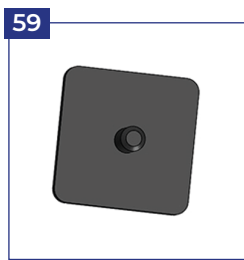
56 Knee angle retainers standard



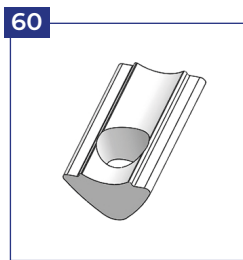
57 Up and swing away single footrest



58 System Profile



59 Cap for system profile



60 Nut insert for system profile