



CLEO Active-wheelchair for children

Basic configuration inclusive:

- Seat- and back panel
- Clothes cover
- Footrest hanger 90°
- **HOGGI** light rear wheels
- **HOGGI** light brake **CLEO**

Crash tested according to ISO 7176-19 and RESNA WC-4:2012: Section 19

Order form incl. Exportprices (€) valid until 31.12.2021, release date 02/2021

Price:

<input type="checkbox"/> Offer	<input type="checkbox"/> Order
Order number / reference	Date
<input type="text"/>	<input type="text"/>
Invoice address	
Company	Customer number
<input type="text"/>	<input type="text"/>
Street	City, Zip code
<input type="text"/>	<input type="text"/>
E-Mail	Telephone
<input type="text"/>	<input type="text"/>
Fax	
<input type="text"/>	
Delivery address	
Company	
<input type="text"/>	
Street	City, Zip code
<input type="text"/>	<input type="text"/>



Basic configuration

- Powder coated aluminium frame with growth capacity
- **3 frame sizes:**
- Size 1: Seat width (SW) 24 - 30 cm in 2 cm steps
- Size 2: Seat width (SW) 24 - 34 cm in 2 cm steps
- Size 3: Seat width (SW) 26 - 34 cm in 2 cm steps
- Seat heights: 29 cm - 46 cm
- Seat angle: 0,5° - 11,5°
- Footrest hanger 90° inclusive ABS-footrest

- Backrest angle: -10° to +10°
- Seat- and back panel
- Clothes cover
- **HOGGI** light rear wheels inclusive push rims
- **HOGGI** light wheel locks
- Camber 6°, 9° or 12°
- Load capacity: 60 kg

Minimum information (Without this information your order can not be handled.)

Frame colour	<input type="text"/>	(Please see table „frame colours“)
Seat width in cm	<input type="checkbox"/> 24 <input type="checkbox"/> 26 <input type="checkbox"/> 28 <input type="checkbox"/> 30 <input type="checkbox"/> 32 <input type="checkbox"/> 34	Seat height *
Camber in degree	<input type="checkbox"/> 6° (3274-1292) <input type="checkbox"/> 9° (3274-1293) <input type="checkbox"/> 12° (3274-1294)	Seat angle *
		<input type="text"/> (29 - 46 cm)
		<input type="text"/> (0,5° - 11,5°)

* Please see attachment of "seat measurements"

Presettings

(Without this information your order can not be handled.)

Seat depth (SD) ¹	<input type="text"/>	Lower leg length (LLL)	<input type="text"/> (13 - 36 cm)
Backrest angle ²	<input type="text"/> (-10 to +10)		
Active degree ³	<input type="text"/> (0 - 8 cm)	Comfort degree	<input type="text"/> (-5 to 3 cm)

¹ Please see table seat measurements

² Angle compared to the vertical line

³ Please see drawing "active degree"

At missing specification we will adjust to middle sized measurements

Basic variation

with/or: Please select only one version! SW=Seat width

	Order no.	Colour	Description	Qty.	Price €
	<input type="checkbox"/> 3274-00SW		CLEO size 1 (20")	1 pc.	
with	<input type="checkbox"/> 3274-1420		Base plates, aluminum size 1, black coated	01 1 set	incl.
or	<input type="checkbox"/> 3274-1410		Base plates, carbon * (Upcharge)	02 1 set	
or	<input type="checkbox"/> 3274-1430		Base plates alu "Comfort" long wheelbase **	03 1 set	incl.
	<input type="checkbox"/> 3275-00SW		CLEO size 2 (22")	1 pc.	
with	<input type="checkbox"/> 3275-1420		Base plates, aluminum size 2, black coated	01 1 set	incl.
or	<input type="checkbox"/> 3275-1410		Base plates, carbon * (Upcharge)	02 1 set	
or	<input type="checkbox"/> 3275-1430		Base plates alu "Comfort" long wheelbase **	03 1 set	incl.
	<input type="checkbox"/> 3276-00SW		CLEO size 3 (24")	1 pc.	
with	<input type="checkbox"/> 3276-1420		Base plates, aluminum size 3, black coated	01 1 set	incl.
or	<input type="checkbox"/> 3276-1410		Base plates, carbon * (Upcharge)	02 1 set	
or	<input type="checkbox"/> 3276-1430		Base plates alu "Comfort" long wheelbase **	03 1 set	incl.
* can not be combined with tie down kit					
** reduction of the active degree by 5 cm					
with	<input type="checkbox"/> 3274-25SW		Back base "rigid" with back panel, back height 20	04 1 set	incl.
or	<input type="checkbox"/> 3274-26SW		Back base "rigid" with back panel, back height 25	1 set	incl.
or	<input type="checkbox"/> 3274-27SW		Back base "rigid" with back panel, back height 30	1 set	incl.
or	<input type="checkbox"/> 3274-28SW		Back base "rigid" with back panel, back height 35	1 set	incl.
with	<input type="checkbox"/> 3276-26SW		Back base "reclinable" with back panel, back height 25 (Upcharge)	05 1 set	
or	<input type="checkbox"/> 3276-27SW		Back base "reclinable" with back panel, back height 30 (Upcharge)	1 set	
or	<input type="checkbox"/> 3276-28SW		Back base "reclinable" with back panel, back height 35 (Upcharge)	1 set	
or	<input type="checkbox"/> 3276-41SW		Back base "reclinable" with back panel, back height 40 (Upcharge)	1 set	
please specify angle adjustment range:					
<input type="checkbox"/> 70°-90° <input type="checkbox"/> 80°-100° <input type="checkbox"/> 90° - 110°					
with	<input type="checkbox"/> 3274-7300		Tie down kit (minimum back rest height 30) *	06 1 set	
or	<input type="checkbox"/> 3274-7301		Back rest extension	07 1 set	
	<input type="checkbox"/> 3274-7370	306	Cushion for back rest extension (Upcharge)	08 1 pc	
* Use with back rest extension or head support if there is no support for shoulder and head mounted in the transport vehicle.					
with	<input type="checkbox"/> 3275-52SW		Push-bar	09 1 pc.	
or	<input type="checkbox"/> 3278-52SW		Push-bar Cleo Ti	1 pc.	
or	<input type="checkbox"/> 3275-53SW		Push-handles	10 1 pc	
or	<input type="checkbox"/> 3275-5501		One hand push-handle	11 1 pc	

Brakes, fender

(Without this information your order can not be handled.)

	Order no.	Colour	Description	Qty.	Price €
with	<input type="checkbox"/> 3275-1700		HOGGI light brake	12 1 set	incl.
or	<input type="checkbox"/> 3221-1700		Standard brakes CLEO	13 1 set	incl.
with			Clothes cover	1 set	incl.
or	<input type="checkbox"/> 3275-160x		Fender	14 1 set	
or	<input type="checkbox"/> 3275-169x		Fender with integrated brake system	15 1 set	
with	<input type="checkbox"/> 3276-160x		Fender with height adjustable and detachable arm rests	16 1 set	
or	<input type="checkbox"/> 3276-169x		Fender with integrated brake system and with height adjustable and detachable arm rests	17 1 set	
with	<input type="checkbox"/> 7000-0051		PU-Armrest pads, 235 mm long	1 pair	incl.
or	<input type="checkbox"/> 7000-0052		PU-Armrest pads, 270 mm long	1 pair	incl.
	<input type="checkbox"/> 3240-8202		Therapy tray size 2, SW 24 and 26 cm *	18 1 pc	
	<input type="checkbox"/> 3240-8203		Therapy tray size 3, SW 28, 30 and 32 cm *	1 pc	
	<input type="checkbox"/> 3240-8204		Therapy tray size 4, SW 34 *	1 pc	
* only in conjunction with arm rests					

Aluminium fender

	Order no.	Colour	Description	Qty.
with	<input type="checkbox"/> 3277-1604		Wheel guards aluminum in frame color, 22-24"	19 1 set
or	<input type="checkbox"/> 3278-1604		Wheel guards aluminum in frame color, 22-24" with height adj. and detachable arm rests	20 1 set
or	<input type="checkbox"/> 3277-1694		Wheel guards aluminum in frame color 22-24" with integrated wheel lock levers	21 1 set
or	<input type="checkbox"/> 3278-1694		Wheel guards alu. frame color 22-24" with integrated brake system, height adjust. detachable arm rests	22 1 set

Rear wheels

with/or: Please select only one version!

	Order no.	Colour Description	Qty.	Price €
with <input type="checkbox"/>	1296-0xxx	Rear wheel HOGGI light	1 set	incl.
or <input type="checkbox"/>	1297-1xxx	Rear wheel HOGGI light with drum brakes* *in combination with push-bar or push-handles	(Upcharge) 1 set	
with <input type="checkbox"/>	129x-x2xx	20" wheel diameter	1 set	incl.
or <input type="checkbox"/>	129x-x3xx	22" wheel diameter	1 set	incl.
or <input type="checkbox"/>	129x-x4xx	24" wheel diameter	1 set	incl.
with <input type="checkbox"/>	129x-xx1x	Pneumatic tires 1"	23 1 set	incl.
or <input type="checkbox"/>	129x-xx2x	Flat free tires (20x1 3/8", 22x1" and 24x1")	24 1 set	incl.
with <input type="checkbox"/>	129x-xxx0	Without push-rims		
or <input type="checkbox"/>	129x-xxx1	Push rims aluminium anodised, "standard" mounting	25 1 set	incl.
or <input type="checkbox"/>	129x-xxx2	Push rims aluminium anodised, "high" mounting	26 1 set	incl.
or <input type="checkbox"/>	129x-xxx3	Push rims stainless steel, "standard" mounting	(Upcharge) 27 1 set	
or <input type="checkbox"/>	129x-xxx4	Push rims stainless steel, "high" mounting	(Upcharge) 1 set	
with <input type="checkbox"/>		<input type="checkbox"/> Push-rim mounting "narrow"		
or <input type="checkbox"/>		<input type="checkbox"/> Push-rim mounting "wide"		
with <input type="checkbox"/>	1296-4211	Pneumatic wheel 20x1" HOGGI Extra light * * incl. black alu push-rim	(Upcharge) 28 1 set	
with <input type="checkbox"/>	1296-4311	Pneumatic wheel 22x1" HOGGI Extra light *	(Upcharge) 1 set	
or <input type="checkbox"/>	1296-4411	Pneumatic wheel 24x1" HOGGI Extra light *	(Upcharge) 1 set	

Spoke guards

	Order no.	Colour Description	Qty.	Price €
<input type="checkbox"/>	1204-101x	Spoke guard, transparent	29 1 set	
<input type="checkbox"/>	1204-101x	Spoke guard, transparent, for drum brakes wheels	1 set	
<input type="checkbox"/>	1204-101x	Spoke guard, printed	30 1 set	
<input type="checkbox"/>	1204-101x	Spoke guard, printed, for drum brakes *	1 set	
* please enter code of your print design see attachment or brochure "spoke guard"				
*printed spoke guards are not available for 20" wheels				

Front castors

with/or: Please select only one version!

	Order no.	Colour Description	Qty.	Price €
with <input type="checkbox"/>	1250-1002S	Wheel with rubber tire, black 100 x 32 mm	31 1 set	incl.
or <input type="checkbox"/>	1250-1003S	Wheel with rubber tire, black 125 x 32 mm	1 set	incl.
or <input type="checkbox"/>	1250-1005S	Wheel with rubber tire, black 140 x 40 mm	1 set	incl.
or <input type="checkbox"/>	1249-1005	Skater wheel with LED 100 x 24 mm	(Upcharge) 32 1 set	
or <input type="checkbox"/>	1249-1006	Skater wheel with LED 125 x 24 mm	(Upcharge) 1 set	
or <input type="checkbox"/>	1221-1003	PU-wheel with plastic design rim 100 x 34 mm	(Upcharge) 33 1 set	
or <input type="checkbox"/>	1221-1004	PU-wheel with plastic design rim 125 x 34 mm	(Upcharge) 1 set	

Accessories

with/or: Please select only one version! SW=Seat width

	Order no.	Colour Description	Qty.	Price €
<input type="checkbox"/>	3275-2801	Footrest hanger 90°, lower leg length 13-26 cm	34 1 set	incl.
<input type="checkbox"/>	3275-2802	Footrest hanger 90°, lower leg length 13-36 cm *	1 set	incl.
<input type="checkbox"/>	3276-2900	Transfer support (not compatible with SA-0399)	35 1 pc.	
<input type="checkbox"/>	3278-2801	Footrest hanger adj. 90-155°, LLL 19 - 25cm	(Upcharge) 36 1 Set	
<input type="checkbox"/>	3278-2802	Footrest hanger adj. 90-155°, LLL 19 - 35cm	(Upcharge) 1 Set	
<input type="checkbox"/>	SA-0430	Reinforced steel footplate-carrier (about 0,3 kg heavier)	1 pc.	incl.
* applicable up from seat height 39 cm				
with <input type="checkbox"/>	3275-2910	Footrest bracket angle adjustable, flip up type	37 1 set	incl.
or <input type="checkbox"/>	3275-2960	Footrest bracket angle adjustable, with interlocking	(Upcharge) 38 1 set	
with <input type="checkbox"/>	3275-31SW	CLEO footrest ABS, flat version *	39 1 pc.	incl.
or <input type="checkbox"/>	3275-30SW	CLEO footrest ABS, with heel stop *	(Upcharge) 40 1 pc.	
with <input type="checkbox"/>	3275-32SW	CLEO footrest aluminium, flat version in frame colour *	(Upcharge) 41 1 pc.	
or <input type="checkbox"/>	3275-33SW	CLEO footrest carbon, flat version *	(Upcharge) 42 1 pc.	
* The standard footrest width is 4 cm narrower than the seat width and fits almost all settings.				
* Wider footrests are available on request. This can lead restrictions to changes in the settings after delivery.				

Accessories

with/or: Please select only one version! SW=Seat width

	Order no.	Colour	Description	Qty.	Price €
<input type="checkbox"/>	3275-180x		Anti tip, swingaway, assembly left <input type="checkbox"/> =1 or right <input type="checkbox"/> =2	43	1 pc.
<input type="checkbox"/>	3275-180x		Tip assist, assembly left <input type="checkbox"/> =3 or right <input type="checkbox"/> =4	44	1 pc.
<input type="checkbox"/>	3231-7800	304	Abduction block size 1, swing away, detachable, (9 x 6 x 9 cm)	45	1 pc.
<input type="checkbox"/>	3231-7900	304	Abduction block size 2, swing away, detachable, (11 x 8x 10 cm)		1 pc.
<input type="checkbox"/>	3246-71SB	306	Seat cushion; 3 cm thick	46	1 pc.
<input type="checkbox"/>	3275-7100	306	Back cushion, trough shaped, 2,5 cm thick	47	1 pc.
<input type="checkbox"/>	3276-7100	306	Back cushion for "reclinable" back, trough shaped, 2,5 cm thick		1 pc.
<input type="checkbox"/>	3201-3830		Universal headrest bracket (3245-7800 or third-party product) *	48	1 pc.
<input type="checkbox"/>	3245-7800		Headrest with occiput upholstery	49	1 pc.
* starting from backrest height 30 cm					
<input type="checkbox"/>	1204-101x		Push-rim cover, silicone black fluted		1 set
<input type="checkbox"/>	3275-15SW	OXX	Seat width enlarging set (enlarging range about 2 cm)	50	1 set
<input type="checkbox"/>	3276-15SW	OXX	Seat width enlarging set (2 cm) for CLEO with "reclinable" back	51	1 set
<input type="checkbox"/>	3201-6400		Ankle hugger, size 1	52	1 pair
<input type="checkbox"/>	3203-6400		Ankle hugger, size 1		1 pair
<input type="checkbox"/>	3274-6100		Lap belt, black	53	1 pc.
<input type="checkbox"/>	3275-6702		4-Point lap belt, size S (SW 24 - 30)	54	1 pc.
<input type="checkbox"/>	3275-6703		4-Point lap belt, size M (SW 28 - 36)		1 pc.

Custom-made

	Order no.	Colour	Description	Qty.	Price €
<input type="checkbox"/>	SA-0399-MP		CLEO Ti 45 ° tilt in space and angle-adjustable and foldable back * (Upcharge)	55	1 pc.
<input type="checkbox"/>	3246-80SW	322	Contoured seat cushion with cover, black, SW 24 -32	56	1 pc.
<input type="checkbox"/>	3246-80SW	322	Contoured seat cushion with cover, black, SW 34		1 pc.
<input type="checkbox"/>	SA-0286/2-KP		Abduction block 30 mm height extension kit *		1 set
* only in combination with abduction block and contoured seat cushion					
<input type="checkbox"/>	SA-0210-MP		Special Frame colour, RAL code only (Upcharge)		1 pc.
<input type="checkbox"/>	SA-0500-MP		Additional coating "silver glitter effect" (Upcharge)		1 pc.
<input type="checkbox"/>	6999-0014	060	Special Frame colour, Copper Gold (Upcharge)		1 pc.
<input type="checkbox"/>	6999-0015		CLEO component parts in various colours according to customer requirements * Price per colour		
* please note colours of all component parts below					
<input type="checkbox"/>	6999-0017		Powder coated castor forks and both adapter for camber colour according to customer requirements *		1 set
<input type="checkbox"/>	SA-0279/4-KP		CLEO outdoor front end * 57		1 pc.
* additional costs for retrofitting					
* only possible with two anti tippers (3275-1801 + 3275-1802).					
* not compatible with 327X-1410 (base plates carbon)					
Seat heights:			frame size 1: 38 cm - 41 cm in 1 cm steps		
			frame size 2: 40,5 cm - 43,5 cm in 1 cm steps		
			frame size 3: 45 cm - 48 cm in 1 cm steps		
<input type="checkbox"/>	SA-0390		Upholstery in special colour * Price on request		
* please enter colour code or upholstery code respectively					
<input type="checkbox"/>	SA-0572-XXS-MP		Aluminum hand rim with plastic anti-slip coating, black, standard mounting * (Upcharge)	58	1 pair
<input type="checkbox"/>	SA-0572-XXH-MP		Aluminum hand rim with plastic anti-slip coating, black, high mounting *	(Upcharge)	1 pair
<input type="checkbox"/>	SA-0572-F-MP		Plastic anti-slip coating in custom colour: Pure white (RAL 9010), Silver grey (RAL 7001), Sky blue (RAL 5015), Traffic red (RAL 3020), Pure orange (RAL 2004)* (Upcharge)	59	1 pair
* only in combination with HOGGI light rear wheels					
<input type="checkbox"/>	SA-008x-MP		GOLZ Rehavolution wheels with integrated push rims	60	Price on request
<input type="checkbox"/>	SA-0093-MP		Maxgrepp Original cell rubber coated push rims (Upcharge)	61	1 Set
<input type="checkbox"/>	SA-0094-MP		Maxgrepp Ergo Para (closed push rims) (Upcharge)	62	1 Set
<input type="checkbox"/>	SA-0095-MP		Maxgrepp Ergo Para CP (advanced closed push rims) (Upcharge)	63	1 Set
<input type="checkbox"/>	SA-0384-MP		CLEO frame with parallel abduction (Upcharge)	64	1 Set
<input type="checkbox"/>	SA-0394-MP		Coupling of two CLEOs one behind the other (Upcharge)	65	1 Set

Custom-made

	Order no.	Colour Description	Qty.	Price €
<input type="checkbox"/>	SA-0410-Min	Preparation for electric drive "TWION" from Alber		Price on request
<input type="checkbox"/>	SA-0410/2-MP	Preparation for electric drive "e-fix" from Alber (Only together with armrests, for the joystick)	(Upcharge) 66	1 pc.
<input type="checkbox"/>	SA-0410/3-MP	CLEO TI preparation for "e-fix"	(Upcharge)	1 pc.
<input type="checkbox"/>	SA-0315/4-MP	Preparation for assembly of the one-hand drive of "ProActiv"	(Upcharge) 67	1 pc.
<input type="checkbox"/>	SA-0158-KP	Calf upholstery suitable to SW	(Upcharge)	1 pc.
<input type="checkbox"/>	SA-0495-MP	Ball grip for integrated brakes	(Upcharge)	1 Set
<input type="checkbox"/>	SA-0427-MP	One-hand push bar with Ratchet joint	(Upcharge) 68	1 Set
<input type="checkbox"/>	SA-0370-MP	Mounting adaptation for Stealth "Nino" trunk supports	(Upcharge)	1 Set

Custom-made Dynamic back base

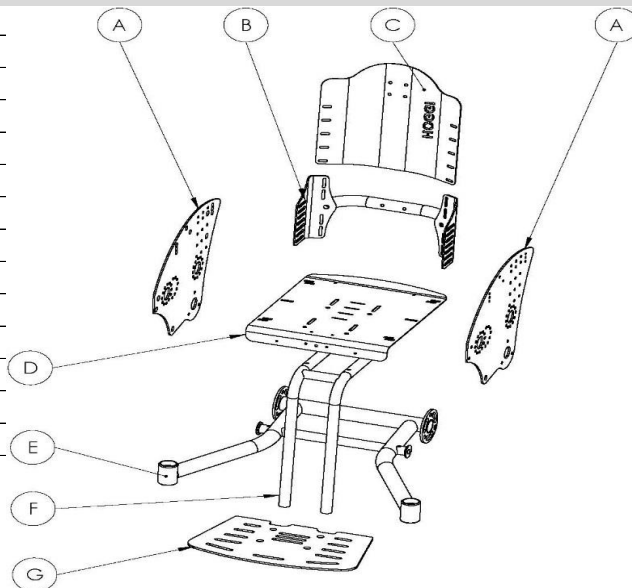
	Order no.	Colour Description	Qty.	Price €
<input type="checkbox"/>	SA-0552/1-MP	Dynamic package in addition to back base angle adjustable from back height 30	69	1 Set
<input checked="" type="checkbox"/>	SA-0431-MP	CLEO Back panel reinforced version	70	1 Set
				total
<input type="checkbox"/>	SA-0552/2-MP	Dynamic package to CLEO Ti from back height 30	71	1 Set
<input checked="" type="checkbox"/>	SA-0431-MP	CLEO Back panel reinforced version	72	1 Set
<input checked="" type="checkbox"/>	SA-0555	CLEO Ti seat adapter reinforced steel version	72	1 pair
				total

Extra equipment

	Order no.	Colour Description	Qty.	Price €
<input type="checkbox"/>	3275-3100	CLEO trailer coupling for a "BOBBY-CAR" trailer		1 pc.
<input type="checkbox"/>	SA-0366	Children name as film plot (23 x 95 mm) for sticking onto the back panel, Font: Calibri, film plot colour black or white		1 pc.

Custom made 6999-0015 component parts in various colours

	Position	Colour	Component partl
<input type="checkbox"/>	A		Sideplates, aluminium
<input type="checkbox"/>	B		Back base
<input type="checkbox"/>	C		Back panel
<input type="checkbox"/>	D		Seat panel
<input type="checkbox"/>	E		Frame
<input type="checkbox"/>	F		Footrest hanger
<input type="checkbox"/>	G		Footrest, aluminium



Upholstery codes

306 and 322	Black checked		
321	Spacer fabric (special colour)	335	Turquoise (special colour)
323	Iron grey (special colour)	336	Pink (special colour)
334	Sand (special colour)	314	Red (special colour)

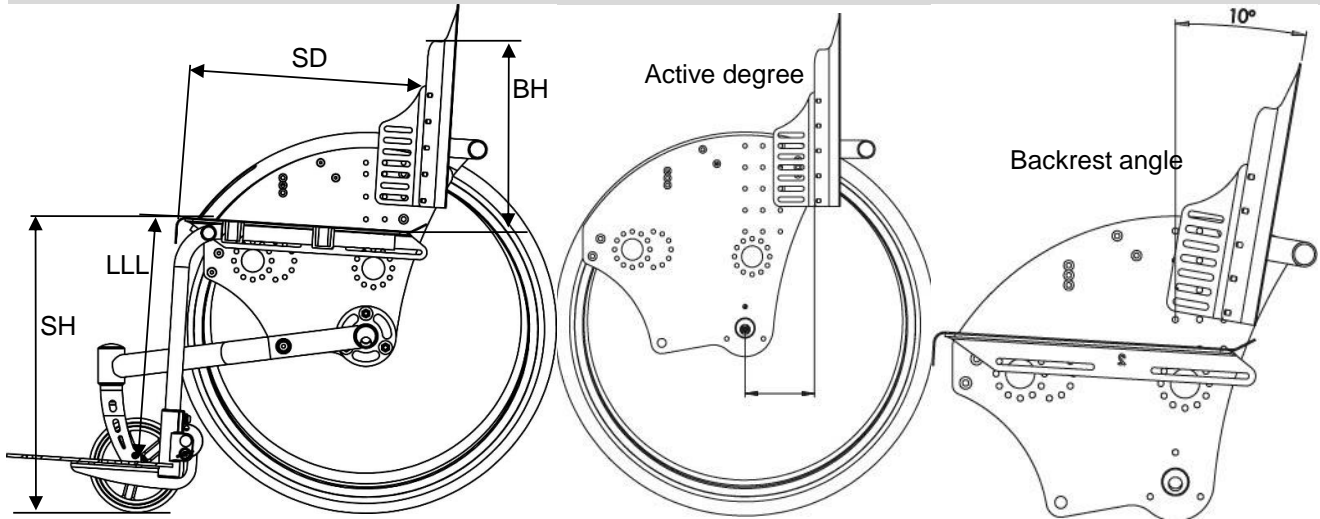
Frame colours

001 Black (RAL 9005)	020 Yellow green (RAL 6018)	028 Pearl violet (RAL 4011)	053 Light green (RAL 6027)
002 Silver	021 Greyaluminium (RAL 9007)	029 Pearl beige (RAL 1035)	054 Ocean blue (RAL 5020)
003 Pearl ruby red (RAL 3032)	022 White (RAL 9003)	032 Black dull matt (RAL 9005)	056 Turquoise blue (RAL 5018)
004 Pearl night blue (RAL 5026)	023 Pure orange (RAL 2004)	039 Signal violet (RAL 4008)	057 Iron sparkling dark light
005 Pearl gentiant blue (RAL 5025)	024 Sparkling iron effect	040 Night blue (RAL 5022)	058 Salmon orange (RAL 2012)
017 Traffic yellow (RAL 1023)	025 Signal blue (RAL 5005)	047 Luminous yellow (RAL 1026)	059 Pastel blue (RAL 5024)
018 Flame red (RAL 3000)	026 Vermillion (RAL 2002)	048 Luminous red (RAL 3024)	
019 Sky blue (RAL 5015)	027 Heather violet (RAL 4003)	050 White matt (RAL 9003)	

SA-0500-MP additional coating "silver glitter effect", **Upcharge**

SA-0210-MP Special colours on request (Enter RAL code **Upcharge**

How to measure



SH = Seat height **LLL** = Lower leg length **SD** = seat depth **BH** = Backrest height

Seat measurements

Seat width (SW)	24	26	28	30	32	34											
Seat depth (SD)	22-30	24-32	26-34	28-36	30-38	32-40											
Frame size 1 20" rear wheels		Frame size 2 22" rear wheels				Frame size 3 24" rear wheels											
SH	Seat angle					SH	Seat angle					SH	Seat angle				
29,0	2,5	3,5				32,0	2,5	3,5				36,0	2,5	3,0			
29,5	0,5	3,5	4,5			32,5	0,5	3,5	4,0			36,5	0,5	3,0	4,0		
30,0	3,5	6,5	7,0			33,0	3,5	6,0	6,5			37,0	3,0	6,0	6,5		
31,5	3,5	8,0	10,5	11,0		34,5	3,5	7,5	10			38,5	3,0	7,0	9,5	10,0	
32,5	0,5	3,5	8,5			35,5	0,5	3,5	7,5	11,5		39,5	0,5	3,0	7,5	11,0	
33,5	2,5	3,5				36,5	2,5	3,5				40,5	2,5	3,0			
34,0	0,5	3,5	4,5			37,0	0,5	3,5	4,0			41,0	0,5	3,0	4,0		
35,0	3,5	6,5	7,0			38,0	3,5	6,0	6,5			42,0	3,0	6,0	6,5		
36,0	3,5	8,0	10,5	11,0		39,0	3,5	7,5	10,0			43,0	3,0	7,0	9,5	10,0	
37,5	0,5	3,5	8,0			40,5	3,5	7,5	11,5			44,5	0,5	3,0	7,5	11,0	
38,5	2,0	3,5	7,0			41,5	2,0	3,5	7,0	11,5		45,5	2,0	3,0	6,5	10,5	
39,0	3,5	5,0	9,0			42,0	3,5	5,0	8,5			46,0	3,0	4,5	8,0		

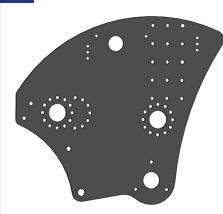

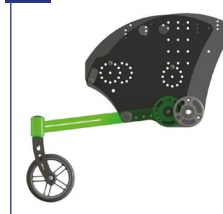
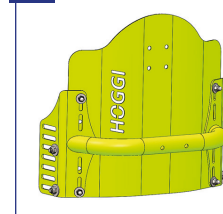
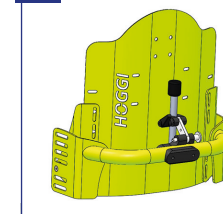












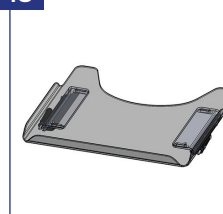














Colour code

201	HOGGI blue	205	Train
202	Wonderland	206	Dragon
203	Mouse	207	Circus
204	Water world		

* for detailed images see attachment or brochure "spoke guard".

CONFIGURATIONS // ACCESSORIES // CLEO

<p>01</p> 	<p>02</p> 	<p>03</p> 	<p>04</p> 	<p>05</p> 
<p>Base plates, aluminium</p>	<p>Base plates, carbon</p>	<p>Base plates „Comfort“ long wheelbase</p>	<p>Back base with back panel, rigid</p>	<p>Back base with back panel, reclinable</p>
<p>06</p> 	<p>07</p> 	<p>08</p> 	<p>09</p> 	<p>10</p> 
<p>Tie down kit</p>	<p>Back rest extension</p>	<p>Cushion for back rest extension</p>	<p>Push-bar</p>	<p>Push-handles</p>
<p>11</p> 	<p>12</p> 	<p>13</p> 	<p>14</p> 	<p>15</p> 
<p>One hand push-handle</p>	<p>HOGGI light brake</p>	<p>Standard brakes</p>	<p>Fender</p>	<p>Fender with integrated brake system</p>
<p>16</p> 	<p>17</p> 	<p>18</p> 	<p>19</p> 	<p>20</p> 
<p>Fender with arm rests</p>	<p>Fender with arm rests and integr. brake system</p>	<p>Therapy tray</p>	<p>Aluminium fender</p>	<p>Aluminium fender with arm rests</p>
<p>21</p> 	<p>22</p> 	<p>23</p> 	<p>24</p> 	<p>24</p> 
<p>Aluminium fender with integr. brake system</p>	<p>Aluminium fender with brake and arm rests</p>	<p>Pneumatic tires</p>	<p>Pneumatic tires and drum brake</p>	<p>Polyurethan tires</p>
<p>24</p> 	<p>25</p> 	<p>26</p> 	<p>27</p> 	<p>28</p> 
<p>Polyurethan tires and drum brake</p>	<p>Push rims aluminium anodised, standard</p>	<p>Push rims aluminium anodised, high</p>	<p>Push rims stainless steel, standard</p>	<p>HOGGI Extra light</p>

CONFIGURATIONS // ACCESSORIES // CLEO



29 Spoke guard, transparent



30 Spoke guard, printed



31 Wheel with rubber tire



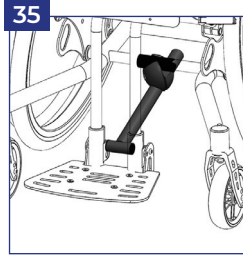
32 Skater wheel with LED



33 PU-wheel with plastic design rim



34 Footrest hanger 90°



35 Transfer support



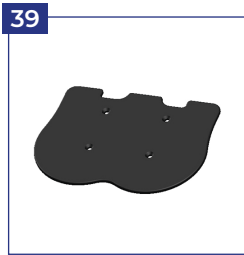
36 Adjustable footrest hanger 90-155°



37 Footrest bracket



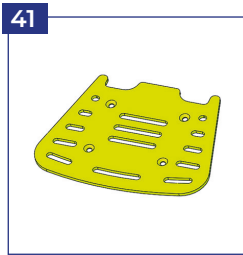
38 Footrest bracket with interlocking



39 ABS, flat version



40 ABS with heel stop



41 Footrest: Aluminium in frame colour



42 Footrest: carbon




43 Anti tip



44 Tip assist



45 Abduction block



46 Seat cushion



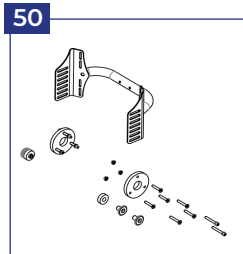
47 Back cushion



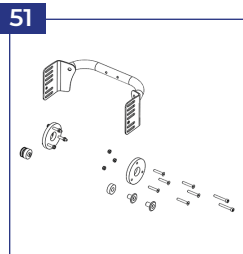
48 Universal headrest bracket



49 Headrest with occiput upholstery



50 Seat width enlarging set



51 Seat width enlarging set for reclinable back



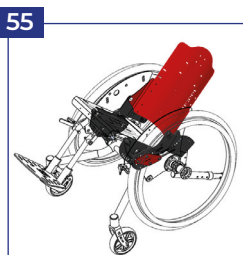
52 Ankle hugger



53 Lap belt



54 4-Point lap belt



55 CLEO 45° tilt in space



56 Contoured seat cushion with cover




57 Outdoor front end



58 Aluminum hand rim with plastic anti-slip coating

CONFIGURATIONS // ACCESSORIES // CLEO



59 Aluminum hand rim with plastic anti-slip coating



60 GOLZ Rehavolution wheels



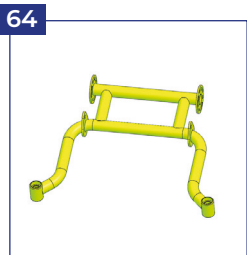
61 Maxgrepp Original push rims



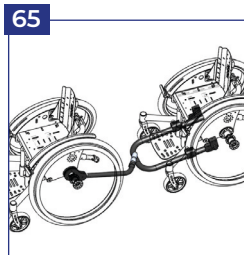
62 Maxgrepp Ergo Para push rims



63 Maxgrepp Ergo Para CP push rims



64 CLEO frame with parallel abduction



65 Coupling of two CLEOs one behind the other



66 Electric drive „e-fix“




67 One-hand drive of „ProActiv“



68 One-hand push bar with ratchet joint



69 Dynamic package CLEO



70 Back panel reinforced version



71 Dynamic package CLEO Ti



72 Back panel & seat adapter reinforced version